




AJUNTAMENT  
DE VALÈNCIA




València  
Sostenible

# Acuerdo climático de la ciudad de *València*





*València*



***ANEXO 1:***  
*Plan de Acción*  
*Climático*

*1st iteration – January*  
*2026*

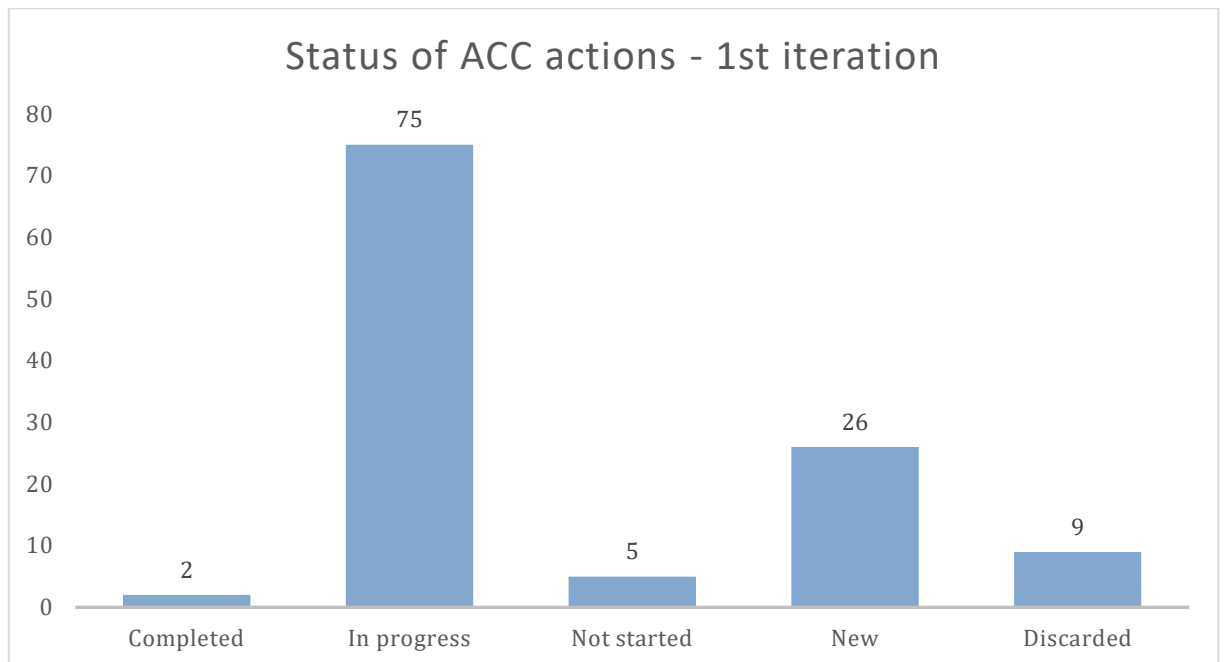


# Implementation status update

Two years after the presentation of the Valencia Climate Agreement in 2023, the city has made progress in implementing the proposed actions and has carried out a comprehensive review of the plan. This update not only reflects the progress made, but also incorporates improvements to the technical specifications of each initiative and adds new strategic measures that were not included in the initial version.

As a result, the plan has evolved from the **original 65 actions** to a total of **82**, following the incorporation of **26 new initiatives** and the exclusion of **9 projects** that are no longer considered viable or a priority. Of the current set, a remarkable **91%** are in the implementation phase, 2% have already been implemented and completed, while only **6%** have not yet been started. This balance sheet demonstrates Valencia's firm commitment to its climate objectives and its ability to adapt and strengthen its strategy in line with emerging needs and identified opportunities.

With this update, the City Council reinforces its commitment to a green, fair, innovative and participatory transition, consolidating Valencia as a benchmark in sustainable urban development.



List of actions	Completed	In progress	Not started	New
<b>MOBILITY</b>				
M-1 Expansion of the cycle network in the city of Valencia		50		
M-2 High-capacity metropolitan cycle paths	✓	✓		✓
M-3 Secure and smart bicycle parking facilities		5%		
M-4 Implementation of low-emission zones		75%		
M-5 Intelligent public transport systems	100%			
M-6 Mobility as a service		50%		
M-7 Fleet renewal and electrification		✓		



M-8 Network of charging points for electric vehicles		5%		
M-9 Renewal and electrification of the EMT fleet	✓	65		
M-10 Sustainable logistics		15%		
M-11 Metropolitan Green Belt		75%		
M-12 Metropolitan Mobility		5%		
M-13 Valencia Green Hydrogen Valley			✓	
M-14 Strategic mobility infrastructure	✓	✓		
M-15 Valencia, city of squares and pedestrians		50%		
M-16 The 15-minute city of Valencia, urban planning		40%		
M-17 The 15-minute Valencia, key facilities in neighbourhoods		40%		
M-18 The 15-minute city of Valencia, new urban developments		10		
M-19 Universal accessibility to public transport		✓		
M-20 Improvement of road safety	✓	15%		✓
M-21 UV Mobility Plan		✓		✓
M-22 UPV Strategic Plan for Sustainable Mobility		✓		✓
<b>URBAN PLANNING AND HOUSING</b>				
UV-1 Wave of residential building renovation	✓	20%		
UV-2 Promotion of new types of housing		✓		
UV-3 Energy efficiency in public buildings		✓		
UV-4 Carbon footprint in sports facilities		✓		
UV-5 Comprehensive urban regeneration areas		50%		
UV-6 Sustainable and healthy school environments		20%		✓
UV-7 Architecture Green Week		✓		✓
UV-8 University of Valencia Emissions Reduction Plan		✓		✓
UV-9 NEIGHBOURHOOD		✓		✓
UV-10 FACILITATES		✓		✓
UV-11 OneClickReno		✓		✓
<b>ENERGY</b>				
E-1 Energy efficiency of public lighting		65		
E-2 Renewable energy production in public buildings		20		
E-3 Neighbourhood Energy Communities		70%		
E-4 Energy Offices		40%		
E-5 50/50 Programme		50%		
E-6 Energy culture		30%		
E-7 Municipal Strategy to tackle Energy Poverty		10%		✓
<b>WATER, FOOD AND CLEANLINESS</b>				
AAL-1 Waste management	✓	30%		
AAL-2 Circular economy		30%		
AAL-3 Awareness and sensitisation in the circular economy		60%		
AAL-4 Sustainable and high-quality food		✓		
AAL-5 Urban gardens	✓	✓		✓
AAL-6 REDONA		✓		✓



<b>BIODIVERSITY AND ADAPTATION</b>				
BA-1 Accessible neighbourhood gardens	✓	5%		
BA-2 Large urban parks with inclusive design		30%		
BA-3 Valencia South Green Corridor			✓	✓
BA-4 Urban trees		50%		
BA-5 New nature-based solutions		40%		
BA-6 Green education and outreach		50%		
BA-7 Renaturalisation of northern beaches		✓		
BA-8 Estuary Park	✓	20%		
BA-9 Transition from farmland to city		✓		✓
BA-10 Regeneration of La Albufera, its beaches and La Devesa		✓		✓
BA-11 Accessibility to the natural area of La Devesa		✓		✓
BA-12 Nou Llit del Túria			✓	
BA-13 Túria Natural Park		✓		
BA-14 Continuity with the beaches of Alboraya and Carraixet		✓		
BA-15 Provide socio-environmental services to green areas and facilities		10%		✓
BA-16 Projects to adapt to rising temperatures	✓	15%		✓
BA-17 Home services	✓	100%		✓
BA-18 Valencia Adaptation Plan			✓	✓
BA-19 UPV Green and Biodiversity Plan		✓		✓
<b>INNOVATION, ECONOMY AND TOURISM</b>				
IET-1 Economic, social and ecological transition of fisheries	✓	✓		✓
IET-2 Promotion of local trade		✓		
IET-3 Valencia Innovation Capital	✓	50%		✓
IET-4 Valencia Innovation Lab		50%	✓	✓
IET-5 Valencia Innovation Ecosystem		50%		✓
IET-6 Valencia Technology Enclave: 46 Valencia Mediterranean Tech Hub	✓	✓	✓	✓
IET-7 Sustainable, digital and competitive tourism		60%		
IET-8 Strategic Tourism Plan		✓	✓	✓
IET-9 Calculation and reduction of the carbon footprint of tourism		✓		✓
IET-10 Valencia, a creative and cultural city		50%		
IET-11 Port of Valencia		✓		
IET-12 Sustainable Conference Centre		✓	✓	✓
IET-13 Zentropy - MICE		✓	✓	✓
IET-14 Responsible Public Procurement at the University of Valencia		✓		✓
<b>CROSS-CUTTING</b>				
Cross-cutting-1 Valencia Climate Mission 2030		100%		
Cross-cutting-2 Carbon-neutral districts		5%		
Cross-cutting-3 Autonomous Municipal Body for Sustainable Valencia			✓	✓



# Inclusion of fair transition, adaptation and sufficiency

The update of the Valencia Climate Agreement has also served to incorporate, in a more explicit and cross-cutting manner, a series of criteria and filters that are considered priorities for the city, based on the lessons learned from the collaborative work carried out in the European FEEL and Fair Local Green Deals projects. The incorporation of these criteria seeks to enhance synergies between different areas related to sustainability and climate improvement.

## **FAIR TRANSITION**

- Take into account the impact of the action on territorial balance and vulnerable populations.
- Take a participatory approach, involving the communities and workers affected.
- Ensure that the funding allocated contributes to a more equitable economy and is sufficient to mitigate any negative impacts of the transformation on workers and the population.

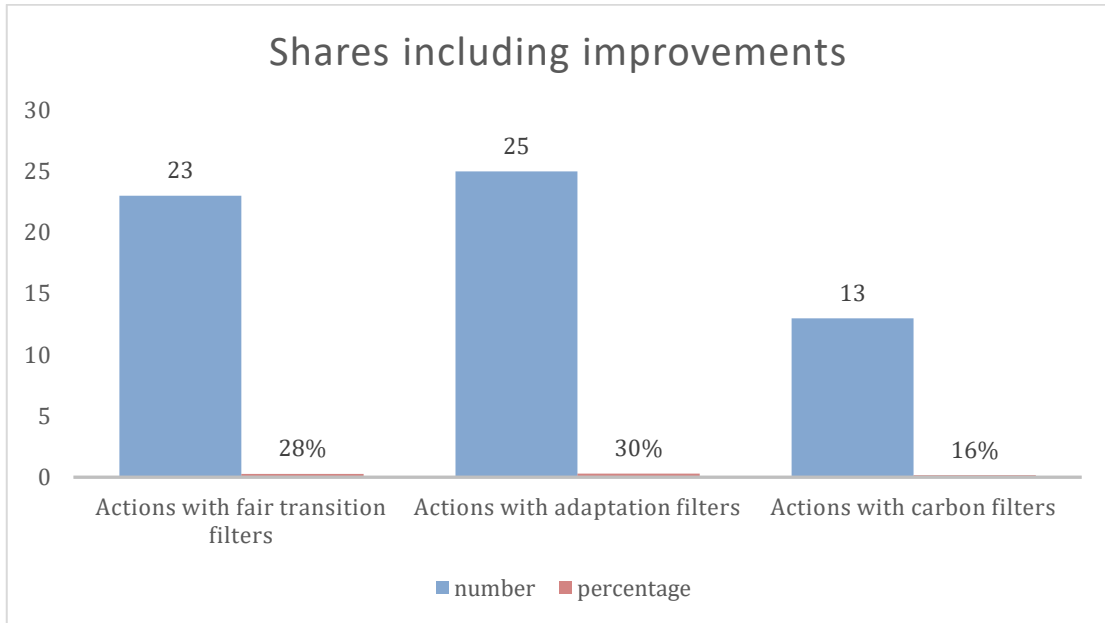
## **EMBEDDED CARBON AND SUFFICIENCY**

- Reduce emissions associated with the production, transport and installation of materials, minimise the consumption of virgin raw materials and the generation of waste.
- Support and expand the ecosystem of low embedded carbon actors.
- Ensure that funding contributes to the transition to a circular economy with low embedded carbon and a smaller material footprint.

## **ADAPTATION and RESILIENCE**

- Ensure that actions do not generate "maladaptation", improve resilience and integrate adaptation to adverse weather events.
- Ensure citizen involvement in the design of measures and consideration of adaptation.
- Ensure that the allocated funding includes the necessary funds to integrate adaptation to adverse weather events

Specifically, 28% of the actions in the Climate Action Plan have been reviewed according to the just transition filter, 30% according to the adaptation and resilience filter, and 16% according to the embedded carbon and sufficiency filter.



## List of actions – 1st iteration

B-2.2: Individual action plans		
Action plan	Name of action	M-1 Expansion of the cycle network in the city of Valencia
	Type of action	AU Valencia Capital of Cycling Programme
	Description of action	<p>This action focuses on expanding the cycle network in Valencia with measures in, among others: Cardenal Benlloch-Eduardo Boscá, General Avilés. Maestro Rodrig Pío XII section. Cortes Valencianas, Av. Del Cid. Tres Cruces-Fin Término section, Av. Peset Aleixandre, General Avilés. Pio XII- N.Benlloch section, Gascó Oliag-Bombero Daniel Balaciart, José María Haro – José Aguilar. All the cycle lanes listed above have already been completed. The entire network will be developed with the safety of pedestrians and users of the cycling infrastructure as a priority.</p> <p>With the development of the new cycle paths provided for in the <a href="#">Valencia City Cycle Master Plan (PDBV)</a>, approved in February 2023, the aim is to provide cycle coverage for the entire municipal area of Valencia and complete the city's cycle network. These new cycle lanes will be developed in both the</p>



		<p>primary and secondary networks, with the aim of promoting and facilitating the use of bicycles in Valencia.</p> <p>The new cycle lanes planned in the PDBV Action Plan for the primary network, which are funded by Next Generation and are expected to be implemented in 2025-2026, are as follows: Av. Gaspar-San Vicente Màrtir, Tres Forques, Archiduque Carlos, Av de Giorgeta-Pérez Galdós.</p> <p>The PDVB plans to expand the cycle network with 106 km of primary network, 176 km of secondary network and 44 new cycle lanes (29.3 km).</p> <p>Cycling neighbourhoods are areas of inverted priority, 20 zones in which bicycles are allowed to circulate in spaces where motorised traffic travels, through measures to calm motorised mobility.</p> <p>The PDVB proposes the west side of Ciutat Vella (El Pilar, El Mercat, El Carme and La Seu, except for the most commercial areas), Benimaclet, Ruzafa (already implemented) and the historic centres of Campanar, Natzaret and Cabanyal-Canyalemar as cycle-friendly neighbourhoods.</p> <p>In addition to the above, the installation of bicycle parking facilities on public roads will continue, and the installation of secure bicycle parking facilities at major transport hubs will be promoted.</p> <p>Between December 2023 and December 2024, the number of bicycle parking spaces will have increased by 1,237.</p> <p>The design of the expansion of the cycle network will take into account its adaptation to extreme heat so as not to discourage the use of non-polluting means of transport that accentuate temperatures. To this end, and provided that it is feasible given the characteristics of the environment, it is proposed to establish trees and green areas that provide shade for cycle routes.</p>
Reference to the impact route	Sub-sector	<ul style="list-style-type: none"> <li>• Reduction in the need for motorised transport</li> <li>• Modal shift: shift to public and non-motorised transport</li> </ul>
	Systemic lever	<ul style="list-style-type: none"> <li>• Technology &amp; Infrastructure</li> <li>• Learning and Skills</li> </ul>



	Short- and medium-term changes	<ul style="list-style-type: none"> <li>• Increase in the modal share of bicycles and PMVs.</li> <li>• Creation of segregated and safe cycling infrastructure in neighbourhoods that lack it, connecting public spaces in the city.</li> </ul>
Implementation	Organisations/individuals responsible for implementation	Valencia City Council <ul style="list-style-type: none"> <li>• Safety and Mobility Department.</li> </ul>
	Scale of action and target entities	<ul style="list-style-type: none"> <li>• City scale</li> <li>• General public</li> </ul>
	Actors involved	<ul style="list-style-type: none"> <li>• Valencia City Council</li> <li>• Mobility Committee</li> </ul>
	Comments on implementation	<ul style="list-style-type: none"> <li>• 2015-2030</li> <li>• Development within the framework of membership of the Network of Cities for Cycling</li> </ul>
	Contributions from the Sustainable Valencia Forum	<ul style="list-style-type: none"> <li>• Radio communication between districts, not only via the cycle ring.</li> <li>• Greater communication with cycle lanes to districts.</li> <li>• Greater presence of Valenbisi in districts.</li> <li>• Intermodal stations.</li> <li>• Proposal to widen the cycle lane when it is too narrow.</li> <li>• Problem when parallel parking occupies part of the cycle lane.</li> </ul>
Impacts and costs	Renewable energy generated (if applicable)	Not applicable
	Energy eliminated/replaced, volume or type of fuel	N/A
	Estimated GHG emissions reduction (total)	<ul style="list-style-type: none"> <li>• This action contributes to the overall reduction in emissions associated with the subsector Reduction in the need for motorised transport amounting to 103 ktonnes.</li> <li>• This action contributes to the overall reduction in emissions associated with the subsector Modal shift: shift to public and non-motorised transport amounting to 45 ktonnes.</li> </ul>



	Total costs and costs per unit of CO2e	<ul style="list-style-type: none"> <li>Total cost: €28,000,000</li> </ul>
--	--	---

**B-2.2: Individual action plans**

Action plan	Name of the action	M-2 High-capacity metropolitan cycle lanes
	Type of action	AU Programme Valencia Capital of Cycling
	Description of the action	<p>This action focuses on the design and construction of a network of high-capacity cycle paths connecting the municipalities of the metropolitan area with each other and with the city of Valencia, with the main objective of continuing to promote the use of bicycles as a means of daily transport, including for medium and long distances. These two-way cycle paths will be completely separated from motorised traffic, wider than conventional cycle lanes and properly lit, signposted and integrated.</p> <p>According to the Generalitat's viewer (<a href="https://visor.gva.es/visor/">https://visor.gva.es/visor/</a>), the sections of the metropolitan green belt (contemplated in the TR-13) between Massarrojos-Godella, Godella-Paterna and Manises, Séquia de Faitanar-els Quatre Camins (Paiporta), Quatre Camins – Faitanar (Valencia), and the Pista de Silla overpass (Sedaví).</p>
Reference to the impact route	Sub-sector	<ul style="list-style-type: none"> <li>Reduction in the need for motorised transport</li> <li>Modal shift: shift to public and non-motorised transport</li> </ul>
	Systemic lever	<ul style="list-style-type: none"> <li>Technology and infrastructure</li> <li>Governance and Policy</li> <li>Learning and Capacity Building</li> </ul>
	Short- and medium-term changes	<ul style="list-style-type: none"> <li>Creation of metropolitan transport hubs for non-motorised vehicles.</li> <li>Increase in the modal share of bicycles and PMVs.</li> <li>Creation of segregated and safe cycling infrastructure on a metropolitan scale.</li> </ul>



Implementation	Organisations/individuals responsible for implementation	Valencia City Council <ul style="list-style-type: none"> <li>Safety and Mobility Department.</li> </ul> Valencian Regional Government
	Scale of action and target entities	<ul style="list-style-type: none"> <li>Metropolitan scale</li> <li>General public</li> </ul>
	Actors involved	<ul style="list-style-type: none"> <li>Valencia City Council</li> <li>Valencian Regional Government</li> </ul>
	Comments on implementation	<ul style="list-style-type: none"> <li>2023-2030</li> <li>This action depends largely on the Valencian Regional Government.</li> </ul>
Impacts and costs	Renewable energy generated (if applicable)	Not applicable
	Energy eliminated/replaced, volume or type of fuel	N/A
	Estimated GHG emissions reduction (total)	<ul style="list-style-type: none"> <li>This action contributes to the overall reduction in emissions associated with the subsector Reduction in the need for motorised transport amounting to 103 ktonnes.</li> <li>This action contributes to the overall reduction in emissions associated with the subsector Modal shift: shift to public and non-motorised transport amounting to 45 ktonnes.</li> </ul>
	Total costs and costs per unit of CO2e	<ul style="list-style-type: none"> <li>Total cost: €20,000,000</li> </ul>

B-2.2: Individual action plans		
Action plan	Name of the action	M-3 Secure and smart bicycle parking facilities
	Type of action	AU Valencia Capital of Cycling Programme
	Description of action	This action involves, firstly, the deployment of a network of smart and secure parking facilities for private bicycles and scooters within the municipality. Secondly, it involves the



		implementation of secure parking facilities for bicycles at the main transport interchanges/public transport stops with the aim of promoting intermodality in urban and metropolitan travel, establishing parking facilities and minimising the likelihood of theft.
Reference to the impact pathway	Sub-sector	<ul style="list-style-type: none"> <li>Reduction in the need for motorised transport</li> <li>Modal shift: shift to public and non-motorised transport</li> </ul>
	Systemic lever	<ul style="list-style-type: none"> <li>Technology and infrastructure</li> <li>Learning and Skills</li> </ul>
	Short- and medium-term changes	<ul style="list-style-type: none"> <li>Creation of metropolitan transport hubs for non-motorised vehicles.</li> <li>Increase in the modal share of bicycles and PMVs.</li> <li>Creation of segregated and safe cycling infrastructure in neighbourhoods that lack it, connecting public spaces in the city.</li> </ul>
Implementation	Organisations/individuals responsible for implementation	Valencia City Council <ul style="list-style-type: none"> <li>Safety and Mobility Department.</li> <li>ADIF and GVA, responsible for installation in train, tram and metro stations.</li> </ul>
	Scale of action and target entities	<ul style="list-style-type: none"> <li>City scale</li> <li>General public</li> </ul>
	Actors involved	<ul style="list-style-type: none"> <li>Valencia City Council</li> <li>Mobility Committee</li> </ul>
	Comments on implementation	<ul style="list-style-type: none"> <li>2023-2030</li> </ul>
Impacts and costs	Renewable energy generated (if applicable)	Not applicable
	Energy eliminated/replaced, volume or type of fuel	N/A
	Estimated GHG emissions reduction (total)	<ul style="list-style-type: none"> <li>This action contributes to the overall reduction in emissions associated with the subsector Reduction in the need for motorised transport amounting to 103 ktonnes.</li> </ul>



		<ul style="list-style-type: none"> <li>This action contributes to the overall reduction in emissions associated with the subsector Modal shift: shift to public and non-motorised transport amounting to 45 ktonnes.</li> </ul>
	Total costs and costs per unit of CO2e	N/A

B-2.2: Individual action plans		
Action scheme	Name of the action	M-4 Implementation of low-emission zone
	Type of action	AU Programme Decarbonisation of mobility and mobility as a service
	Description of action	The implementation of a Low Emission Zone in the city of Valencia is a legal requirement and is part of the city's intelligent and digitised traffic management system. Its objective is to manage mobility as a whole based on environmental parameters. The area of influence and its regulation will be set out in a municipal ordinance. The line of action includes the installation of all street equipment for access monitoring, environmental measurement and information panels, as well as the computer equipment and systems to host and process the computer applications. It also includes a communication and awareness campaign aimed at the public to publicise the LEZ implementation project and raise awareness of its necessity and convenience.
Reference to the impact route	Sub-sector	<ul style="list-style-type: none"> <li>Reduction in the need for motorised transport</li> <li>Modal shift: shift to public and non-motorised transport</li> </ul>
	Systemic lever	<ul style="list-style-type: none"> <li>Technology and infrastructure</li> <li>Governance and Policy</li> <li>Learning and Capacity Building</li> </ul>
	Short- and medium-term changes	<ul style="list-style-type: none"> <li>Implementation of the Low Emission Zone.</li> <li>Reduction in the use of polluting motor vehicles by removing access privileges to certain areas of the city.</li> </ul>



		<ul style="list-style-type: none"> <li>• Greater control of pollution through the installation of measuring sensors.</li> <li>• Promotion of the use of non-polluting vehicles by facilitating their recharging and granting access privileges to certain areas of the city.</li> <li>• Promotion of the use of smart public transport and mobility management platforms.</li> </ul>
Implementation	Organisations/individuals responsible for implementation	Valencia City Council <ul style="list-style-type: none"> <li>• Safety and Mobility Department.</li> </ul>
	Scale of action and target entities	<ul style="list-style-type: none"> <li>• City scale</li> <li>• General public</li> </ul>
	Actors involved	<ul style="list-style-type: none"> <li>• Valencia City Council</li> <li>• Mobility Committee</li> </ul>
	Comments on implementation	<ul style="list-style-type: none"> <li>• 2022-2027</li> <li>• Action carried out under Law 7/2021 of 20 May on climate change and energy transition.</li> </ul>
	Contributions from the Sustainable Valencia Forum	<ul style="list-style-type: none"> <li>• Use of sustainable and efficient fuels. AVIA - Techdual projects on the development of hydrogen-powered vehicles for industrial diversification and smart conversion to ensure resilient mobility.</li> </ul>
Impacts and costs	Renewable energy generated (if applicable)	Not applicable
	Energy eliminated/replaced, volume or type of fuel	N/A
	Estimated GHG emissions reduction (total)	<ul style="list-style-type: none"> <li>• This action contributes to the overall reduction in emissions associated with the subsector Reduction in the need for motorised transport amounting to 103kon.</li> <li>• This action contributes to the overall reduction in emissions associated with the subsector Modal shift: shift to public and non-motorised transport amounting to 45 ktonnes.</li> </ul>
	Total costs and costs per unit of CO2e	<ul style="list-style-type: none"> <li>• Total cost: €11,500,000</li> </ul>



B-2.2: Individual action plans		
Action plan	Name of the action	M-5 Intelligent public transport systems
	Type of action – Alternative B. Link it to the AU Programme	AU Programme Decarbonisation of mobility and mobility as a service
	Description of the action	<p>The action is aimed at the digitisation and sustainability of public transport services, consisting of the sensorisation and capture of vehicle data from the municipal transport fleet (496 buses). To this end, it focuses on efficient energy management, as well as intelligent technological assistants, efficient driving assistance systems (BusCAN – GPS GNSS – 4/5G and on-board dashboards), vehicle design, workshops and infrastructure, IT communication standards between systems, interface between the bus, buses and CRTs (collaborative systems), together with urban infrastructure, smart garage and predictive maintenance.</p> <p>Demonstration project: Environmental sensors installed on EMT vehicles. Installation of devices on 311 buses on different EMT routes in Valencia to measure air quality, temperature and humidity in the city. In addition to devices for capturing vehicle data to optimise vehicle maintenance.</p>
Reference to the impact pathway	Sub-sector	<ul style="list-style-type: none"> <li>• Reduction in the need for motorised transport</li> <li>• Modal shift: shift to public and non-motorised transport</li> </ul>
	Systemic lever	<ul style="list-style-type: none"> <li>• Technology and infrastructure</li> <li>• Learning and Skills</li> </ul>
	Short- and medium-term changes	<ul style="list-style-type: none"> <li>• Sensorised and digitised buses for smart sustainable fleet management EMT</li> <li>• Installation of on-board devices on buses on different EMT lines in Valencia</li> </ul>
Implementation	Organisations/individuals responsible for implementation	<p>Valencia City Council</p> <ul style="list-style-type: none"> <li>• Safety and Mobility Department.</li> <li>• EMT – Valencia Municipal Transport Company</li> </ul>



	Scale of action and target entities	<ul style="list-style-type: none"> <li>• City scale</li> <li>• General public</li> </ul>
	Actors involved	<ul style="list-style-type: none"> <li>• Valencia City Council</li> <li>• Mobility Committee</li> <li>• EMT – Valencia Municipal Transport Company</li> <li>• Technology companies</li> </ul>
	Comments on implementation	<ul style="list-style-type: none"> <li>• 2022-2024</li> </ul>
	Contributions from the Sustainable Valencia Forum	<ul style="list-style-type: none"> <li>• Open up the data obtained to the public and other information systems so that it can be used.</li> </ul>
Impacts and costs	Renewable energy generated (if applicable)	Not applicable
	Energy eliminated/replaced, volume or type of fuel	N/A
	Estimated GHG emissions reduction (total)	<ul style="list-style-type: none"> <li>• This action contributes to the overall reduction in emissions associated with the subsector Reduction in the need for motorised transport amounting to 103 ktonnes.</li> <li>• This action contributes to the overall reduction in emissions associated with the subsector Modal shift: shift to public and non-motorised transport, amounting to 45 ktonnes.</li> <li>• It will lead to a reduction in total cost of ownership (TCO) over the lifetime of the fleet of 2% and a 3% reduction in CO2 emissions, estimated at 913.59 tonnes of CO2 per year for this action and the corresponding emissions of CO, HC, NOx and PM.</li> </ul>
	Total costs and costs per unit of CO2e	<ul style="list-style-type: none"> <li>• Total cost: €1,114,000</li> </ul>

B-2.2: Individual action plans		
Action plan	Name of action	M-6 Mobility as a service



	Type of action	AU Programme Decarbonisation of mobility and mobility as a service
	Description of action	We aim to promote shared mobility by providing users with comprehensive mobility solutions that facilitate their journeys from origin to destination, simplifying the choice of transport mode, integrating payment, etc.
Reference to the impact pathway	Sub-sector	<ul style="list-style-type: none"> <li>Shared transport</li> </ul>
	Systemic lever	<ul style="list-style-type: none"> <li>Technology and infrastructure</li> <li>Governance and Policy</li> <li>Learning and Capabilities</li> </ul>
	Short- and medium-term changes	<ul style="list-style-type: none"> <li>Common regulatory framework for new Mobility as a Service offerings.</li> </ul>
Implementation	Bodies/persons responsible for implementation	Valencia City Council <ul style="list-style-type: none"> <li>Safety and Mobility Department.</li> </ul> Companies linked to the Mobility as a Service sector
	Scale of action and target entities	<ul style="list-style-type: none"> <li>Multi-city scale</li> <li>General public</li> </ul>
	Stakeholders involved	<ul style="list-style-type: none"> <li>Valencia City Council and other local councils</li> <li>Mobility Committee</li> <li>Companies linked to the Mobility as a Service (MaaS) sector</li> </ul>
	Comments on implementation	<ul style="list-style-type: none"> <li>2023-2030</li> </ul>
Impacts and costs	Renewable energy generated (if applicable)	Not applicable
	Energy eliminated/replaced, volume or type of fuel	N/A
	Estimated reduction in GHG emissions (total)	<ul style="list-style-type: none"> <li>This action contributes to the overall reduction in emissions associated with the Shared Transport subsector, amounting to 26 ktonnes.</li> </ul>



	Total costs and costs per unit of CO2e	<ul style="list-style-type: none"> <li>Total cost: €10,102,620 (excluding VAT)</li> </ul>
--	--	---

B-2.2: Individual action plans		
Action plan	Name of the action	M-7 Renewal and electrification of the vehicle fleet
	Type of action	AU Programme Decarbonisation of mobility and mobility as a service
	Description of action	Electrification measures are planned for, among others, the Local Police fleet, the fire brigade and certain vehicles available to the political team. The gradual incorporation of electric vehicles with a 'zero emissions' label is proposed to replace diesel and petrol vehicles. Likewise, the charging points to be installed will allow power to be regulated, so that it can be configured not to exceed a certain level or according to time.
Reference to the impact pathway	Sub-sector	<ul style="list-style-type: none"> <li>Car electrification</li> </ul>
	Systemic lever	<ul style="list-style-type: none"> <li>Technology and infrastructure</li> <li>Learning and Skills</li> </ul>
	Short- and medium-term changes	<ul style="list-style-type: none"> <li>Renewed, electrified and sustainable fleet of the Municipal Transport Company and the City Council's vehicle fleet, with support infrastructure in place.</li> </ul>
Implementation	Organisations/individuals responsible for implementation	Valencia City Council <ul style="list-style-type: none"> <li>Human and Technical Resources, Heritage, Participation and Districts Department</li> <li>Local Police</li> <li>Fire Brigade</li> </ul>
	Scale of action and target entities	<ul style="list-style-type: none"> <li>City scale</li> <li>Public employees</li> </ul>
	Actors involved	<ul style="list-style-type: none"> <li>Valencia City Council</li> <li>Public employees</li> <li>Installation companies</li> </ul>
	Comments on implementation	<ul style="list-style-type: none"> <li>2023-2030</li> </ul>



	Contributions from the Valencia Sustainable Forum	<ul style="list-style-type: none"> <li>Need to adapt industrial processes. Development of the electric vehicle battery manufacturing ecosystem based on sustainability and industrial competitiveness criteria. Automotive Cluster Projects - BATECHAIN 2025.</li> </ul>
Impacts and costs	Renewable energy generated (if applicable)	Not applicable
	Energy eliminated/replaced, volume or type of fuel	N/A
	Estimated GHG emissions reduction (total)	<ul style="list-style-type: none"> <li>This action contributes to the overall reduction in emissions associated with the car electrification sub-sector, amounting to 23 ktonnes.</li> </ul>
	Total costs and costs per unit of CO2e	<ul style="list-style-type: none"> <li>Total cost: €15,000,000</li> </ul>

B-2.2: Individual action plans		
Action plan	Name of the action	M-8 Network of charging points for electric vehicles
	Type of action	AU Programme Decarbonisation of mobility and mobility as a service
	Description of action	<p>The action consists of the gradual implementation of electric vehicle chargers in the public domain to facilitate the development of electric mobility. The deployment of charging points is carried out according to different criteria such as geographical distribution between neighbourhoods, ease of connection to the electricity supply, visibility, ease of access for users, demand forecasts, etc.</p> <p>Demonstration project: following the pilot experience of installing charging points connected to streetlights in the city, in the MATCHUP project, they have been dismantled at the request of the Regional Industry Services.</p> <p>Demonstration project: the administrative concession of another 500 charging points to serve 1,000 parking spaces is being studied.</p> <p>Demonstration project: to encourage citizens to purchase electric vehicles, a project called "Electric</p>



		vehicle charging points in municipal markets and shopping areas" was developed. As part of this project, over the last year, more than 180 charging points have been installed in the city, distributed across different districts, with semi-fast vehicle charging stations, fast charging stations and bicycle charging stations. These charging points have been installed in areas with high footfall, such as municipal markets and shopping areas.
Reference to the impact pathway	Sub-sector	<ul style="list-style-type: none"> <li>• Electrification of cars</li> </ul>
	Systemic lever	<ul style="list-style-type: none"> <li>• Technology and Infrastructure</li> <li>• Social Innovation</li> <li>• Governance and Policy</li> </ul>
	Short- and medium-term changes	<ul style="list-style-type: none"> <li>• EV chargers installed in public areas, optimising existing electrical infrastructure.</li> <li>• Promotion of the use of non-polluting vehicles by facilitating their recharging and , generating access privileges to certain areas of the city.</li> </ul>
Implementation	Organisations/individuals responsible for implementation	Valencia City Council <ul style="list-style-type: none"> <li>• Human and Technical Resources, Heritage, Participation and Districts Department.</li> <li>• Security and Mobility Department.</li> </ul>
	Scale of action and target entities	<ul style="list-style-type: none"> <li>• City scale</li> <li>• General public</li> </ul>
	Actors involved	<ul style="list-style-type: none"> <li>• Valencia City Council</li> <li>• Mobility Committee</li> <li>• Companies in the electric mobility sector</li> </ul>
	Comments on implementation	<ul style="list-style-type: none"> <li>• 2021-2027</li> </ul>
Impacts and costs	Renewable energy generated (if applicable)	Not applicable
	Energy eliminated/replaced, volume or type of fuel	N/A
	Estimated GHG emissions reduction (total)	<ul style="list-style-type: none"> <li>• This action contributes to the overall reduction in emissions associated with the</li> </ul>



		car electrification sub-sector, amounting to 23 ktonnes.
	Total costs and costs per unit of CO2e	<ul style="list-style-type: none"> <li>Total cost: €1,200,000</li> </ul>

B-2.2: Individual action plans		
Action plan	Name of the action	M-9 Renovation and electrification of the EMT fleet
	Type of action	AU Programme Decarbonisation of mobility and mobility as a service
	Description of action	The action includes measures to renew and adapt the urban public transport fleet in the city of Valencia to less polluting and more energy-efficient vehicles, as well as the construction of the necessary infrastructure ( r garage, photovoltaic plant, substation) to begin the electrification of the EMT Valencia fleet. Specifically, the purchase of 120 standard electric buses and 98 hybrid articulated buses, as well as increasing the power from 2MW to 10MW. We also intend to move forward with the purchase and installation of up to 167 electric charging stations between the two EMT depots.
Reference to the impact pathway	Sub-sector	<ul style="list-style-type: none"> <li>Bus electrification</li> </ul>
	Systemic lever	<ul style="list-style-type: none"> <li>Technology and Infrastructure</li> <li>Learning and Skills</li> </ul>
	Short- and medium-term changes	<ul style="list-style-type: none"> <li>Renewed, electrified and sustainable fleet of the Municipal Transport Company and the City Council's vehicle fleet, with support infrastructure in place.</li> <li>167 electric charging stations for the bus fleet.</li> </ul>
Implementation	Organisations/individuals responsible for implementation	Valencia City Council <ul style="list-style-type: none"> <li>Safety and Mobility Department.</li> <li>EMT – Valencia Municipal Transport Company</li> </ul>
	Scale of action and target entities	<ul style="list-style-type: none"> <li>City scale</li> <li>General public</li> </ul>



	Actors involved	<ul style="list-style-type: none"> <li>Valencia City Council</li> <li>Mobility Committee</li> <li>EMT – Valencia Municipal Transport Company</li> <li>Companies in the electric mobility sector</li> </ul>
	Comments on implementation	<ul style="list-style-type: none"> <li>2023-2030</li> </ul>
Impacts and costs	Renewable energy generated (if applicable)	Not applicable
	Energy eliminated/replaced, volume or type of fuel	N/A
	Estimated GHG emissions reduction (total)	<ul style="list-style-type: none"> <li>This action contributes to the overall reduction in emissions associated with the bus electrification sub-sector, which amounts to 19 ktonnes.</li> <li>60 tonnes per electric bus = 7,200 tonnes = 7.2 ktonnes.</li> </ul>
	Total costs and costs per unit of CO2e	<ul style="list-style-type: none"> <li>Total cost: €141,400,000 (excluding VAT)</li> <li>Fleet renewal = €118,000,000</li> <li>Facility renewal = €23,400,000</li> </ul>

B-2.2: Individual action plans		
Action plan	Name of action	M-10 Sustainable logistics
	Type of action	AU Programme Decarbonisation of mobility and mobility as a service
	Description of the action	The action includes measures such as: developing innovative solutions based on urban goods consolidation centres as micro-platforms for logistics distribution; developing new models for managing last-mile distribution based on promoting horizontal collaboration between logistics operators; advancing new autonomous and intelligent logistics solutions; developing new shared logistics solutions between delivery companies or introducing tools and technologies to improve collection systems and services in workplaces and transport hubs – pickboxes.



		<p>Installation of occupancy detection sensors in loading and unloading bays throughout the city, which will provide information to transport companies and thus reduce traffic congestion caused by these types of vehicles.</p> <p>Loading and unloading bays will be increased where necessary. In this regard, the maximum tonnage allowed for lorries will be increased from 12 tonnes to 18 tonnes only for zero-emission lorries and provided that their dimensions are no more than 8 metres in length, thus ensuring that traffic flow is not affected and that they are compatible with existing loading and unloading bays.</p>
Reference to the impact route	Sub-sector	<ul style="list-style-type: none"> <li>• Optimisation of logistics in freight transport</li> </ul>
	Systemic lever	<ul style="list-style-type: none"> <li>• Technology and Infrastructure</li> <li>• Governance and policy</li> <li>• Learning and Skills</li> </ul>
	Short- and medium-term changes	<ul style="list-style-type: none"> <li>• Efficient and sustainable urban logistics that enable the coexistence of people and goods mobility.</li> </ul>
Implementation	Organisations/individuals responsible for implementation	<p>Valencia City Council</p> <ul style="list-style-type: none"> <li>• Safety and Mobility Department.</li> </ul>
	Scale of action and target entities	<ul style="list-style-type: none"> <li>• City scale</li> <li>• General public</li> <li>• Companies in the field of urban logistics</li> </ul>
	Stakeholders	<ul style="list-style-type: none"> <li>• Valencia City Council</li> <li>• Mobility Committee</li> <li>• Urban logistics companies</li> </ul>
	Comments on implementation	<ul style="list-style-type: none"> <li>• 2023-2028</li> </ul>
	Contributions from the Sustainable Valencia Forum	<ul style="list-style-type: none"> <li>• Need for last-mile distribution with low-emission electric vehicles. Improve the coordination of low-emission policies (at national level).</li> <li>• Reduction in the size of DUM vehicles, promoting sustainable last-mile delivery. Implementation of management and control of loading and unloading areas via an app.</li> </ul>



Impacts and costs	Renewable energy generated (if applicable)	Not applicable
	Energy eliminated/replaced, volume or type of fuel	N/A
	Estimated reduction in GHG emissions (total)	<ul style="list-style-type: none"> <li>This action contributes to the overall reduction in emissions associated with the Optimisation of freight transport logistics subsector, amounting to 43 ktonnes.</li> </ul>
	Total costs and costs per unit of CO2e	<ul style="list-style-type: none"> <li>Total cost: N/A</li> </ul>

B-2.2: Individual action plans		
Action plan	Name of the action	M-11 Metropolitan Green Belt
	Type of action	AU Metropolitan Mobility Programme
	Description of action	Construction of the northern section of the Valencia Metropolitan Green Belt Cycle and Pedestrian Path, which will link the Valencia countryside with the sea, connecting the entire metropolitan area via historic and natural paths, as well as passing through the Turia and Albufera natural parks and other green infrastructure and cultural assets. With a length of almost 60 km, the green belt will offer an exclusive alternative for interurban travel by bicycle or on foot.
Reference to the impact route	Sub-sector	<ul style="list-style-type: none"> <li>Reduction in the need for motorised transport</li> <li>Modal shift: shift to public and non-motorised transport</li> <li>Impact also on the Impact Domain on Renaturalisation Emissions, Biodiversity and Resilience of the Valencia 2030 Climate Mission</li> </ul>
	Systemic lever	<ul style="list-style-type: none"> <li>Technology and Infrastructure</li> <li>Learning and Capabilities</li> </ul>
	Short- and medium-term changes	<ul style="list-style-type: none"> <li>Creation of metropolitan transport hubs for non-motorised vehicles.</li> </ul>



		<ul style="list-style-type: none"> <li>• Creation of segregated and safe cycling infrastructure at the metropolitan level.</li> <li>• 60 km of green belt for non-motorised interurban travel, connecting 15 metropolitan municipalities.</li> </ul>
Implementation	Organisations/individuals responsible for implementation	Valencia City Council <ul style="list-style-type: none"> <li>• Safety and Mobility Department.</li> </ul> Valencian Regional Government
	Scale of action and target entities	<ul style="list-style-type: none"> <li>• Metropolitan scale</li> <li>• General public, with a special focus on residents of the following 15 municipalities: Meliana, Alboraya, Moncada, Picanya, Alaquàs, Aldaia, Quart de Poblet, Paterna, Godella, Rocafort, Massarrojos, Pinedo and Sedaví</li> </ul>
	Stakeholders involved	<ul style="list-style-type: none"> <li>• Valencian Regional Government</li> </ul>
	Comments on implementation	<ul style="list-style-type: none"> <li>• 2023-2024</li> <li>• The action depends, to a large extent, on the Valencian Regional Government and its Sustainable Metropolitan Mobility Plan for the Valencia Area (PMoMe).</li> </ul>
Impacts and costs	Renewable energy generated (if applicable)	Not applicable
	Energy eliminated/replaced, volume or type of fuel	N/A
	Estimated GHG emissions reduction (total)	<ul style="list-style-type: none"> <li>• This action contributes to the overall reduction in emissions associated with the subsector Reduction in the need for motorised transport amounting to 103 ktonnes.</li> <li>• This action contributes to the overall reduction in emissions associated with the subsector Modal shift: shift to public and non-motorised transport amounting to 45 ktonnes.</li> </ul>
	Total costs and costs per unit of CO2e	<ul style="list-style-type: none"> <li>• Total cost: €50,000,000</li> </ul>



B-2.2: Individual action plans		
Action plan	Name of the action	M-12 Metropolitan Mobility
	Type of action	AU Metropolitan Mobility Programme
	Description of action	<p>The action focuses on:</p> <ul style="list-style-type: none"> <li>• Making the necessary investments and introducing the appropriate changes in management to ensure quality throughout the commuter rail system, especially in those corridors with the greatest need for service and frequency. To accelerate its development, the transfer of commuter rail management to the Valencian Regional Government will be studied, along with the necessary resources to undertake the investments that can reverse the dramatic loss of passengers suffered over the last ten years.</li> <li>• Expand and consolidate the metro network: increase the capacity of the current network; expand the network; extend the metro to Ribarroja and extend the l'Horta Oest branch line to Xirivella, Aldaia and Alaquàs, together with the Barri del Crist neighbourhood.</li> <li>• Complete the city's tram network, connecting the new urban developments in the south and east, thus connecting the city centre with the seafront through an efficient, high-quality service. To do this, it is necessary to: complete Line 10 (currently ruled out) and extend it to La Marina; extend Line 11 to La Marina; and extend Line 12 to connect with La Nueva Fe and Malilla.</li> <li>• Deploy the Metrotram as a bus rapid transit (BRT) system.</li> <li>• Promote the Metrobus, which means: creating bus-VAO corridors on four of the main access roads to the city of Valencia, the V21 (already implemented), CV35, A3 and V31; implementing a shuttle system to feed the existing network efficiently and quickly; and prioritising traffic for metropolitan surface public transport.</li> <li>• Renovating the Valencia bus station. This short-term improvement is compatible</li> </ul>



		<p>with the medium- and long-term study of the relocation of the bus station to the area around Joaquín Sorolla Station.</p> <ul style="list-style-type: none"> <li>• Create 15 new car parks at existing stations and 2 at new railway stations, as well as expand car parks at 14 stations, improve existing car parks at 2 stations and improve car park accessibility overall.</li> <li>• Decarbonise metropolitan mobility: expand electric vehicle charging points on a metropolitan scale; encourage the installation of charging points in metropolitan homes; electrify and improve the efficiency of the metropolitan public sector vehicle fleet; promote electric vehicles in fleet and private mobility; encourage regulatory change in taxation for vehicles with environmental labels; and promote measures to optimise logistics activity.</li> </ul>
Reference to the impact pathway	Sub-sector	<ul style="list-style-type: none"> <li>• Reduction in the need for motorised transport</li> <li>• Modal shift: shift to public and non-motorised transport</li> </ul>
	Systemic lever	<ul style="list-style-type: none"> <li>• Technology and infrastructure</li> <li>• Financing and Investment</li> <li>• Governance and Policy</li> <li>• Learning and Capacity Building</li> </ul>
	Short- and medium-term changes	<ul style="list-style-type: none"> <li>• Global decarbonisation of the transport system, committing to new climate-neutral transport systems.</li> <li>• Commitment to new forms of shared mobility.</li> <li>• Promotion of rational car use.</li> <li>• Reclaiming public space for non-motorised modes of transport.</li> <li>• Park-and-ride facilities at the metropolitan level to reduce private vehicle use and promote multimodality.</li> <li>• Improvement of parking provision ratios, minimum population densities and accessibility levels.</li> <li>• A polycentric urban region that facilitates the smooth exchange of people and goods.</li> <li>• Expansion and upgrading of metropolitan loading and unloading areas.</li> </ul>



Implementation	Organisations/individuals responsible for implementation	Valencia City Council <ul style="list-style-type: none"> <li>Safety and Mobility Department.</li> </ul> Valencian Regional Government Valencia Metropolitan Transport Authority Spanish Government
	Scale of action and target entities	<ul style="list-style-type: none"> <li>Metropolitan scale</li> <li>General citizenship</li> </ul>
	Stakeholders	<ul style="list-style-type: none"> <li>Valencia City Council</li> <li>Mobility Committee</li> <li>Valencian Regional Government</li> <li>Valencia Metropolitan Transport Authority</li> <li>Spanish Government</li> </ul>
	Comments on implementation	<ul style="list-style-type: none"> <li>Vision 2035</li> <li>Action depends largely on the Valencian Regional Government</li> </ul>
	Contributions from the Valencia Sustainable Forum	<ul style="list-style-type: none"> <li>Revive the idea of the motorway for the Bulevar Sur.</li> <li>Extend the metro to La Fe, instead of the tram.</li> </ul>
Impacts and costs	Renewable energy generated (if applicable)	Not applicable
	Energy eliminated/replaced, volume or type of fuel	N/A
	Estimated GHG emissions reduction (total)	<ul style="list-style-type: none"> <li>This action contributes to the overall reduction in emissions associated with the subsector Reduction in the need for motorised transport amounting to 103 ktonnes.</li> <li>This action contributes to the overall reduction in emissions associated with the subsector Modal shift: shift to public and non-motorised transport amounting to 45 ktonnes.</li> </ul>
	Total costs and costs per unit of CO2e	<ul style="list-style-type: none"> <li>Total cost: €1,590,600,000</li> </ul>

B-2.2: Individual action plans



Action plan	Name of the action	M-13 Valencia Green Hydrogen Valley
	Type of action	AU Metropolitan Mobility Programme
	Description of action	The Valencian Regional Government, Valencia City Council, Valencia Port and the Polytechnic University of Valencia, together with a wide range of participating companies and institutions, are promoting the Valencia Green Hydrogen Valley initiative to collaborate in the deployment of the green hydrogen economy in the transport and logistics sector in the metropolitan area and the Port of Valencia. To this end, actions will be designed and implemented that have a complementary impact on the entire green hydrogen value chain: production, transport, supply and consumption, in order to promote its simultaneous deployment. In this regard, work will be carried out both on the deployment of market technologies and on the development of new technologies, seeking to drive investment and strengthen national technological sovereignty in the field of hydrogen production and consumption technologies, with a particular focus on the Valencian industrial fabric.
Reference to the impact pathway	Sub-sector	<ul style="list-style-type: none"> <li>• Modal shift: shift to public and non-motorised transport</li> <li>• Electrification of cars</li> <li>• Electrification of buses</li> <li>• Electrification of lorries</li> </ul>
	Systemic lever	<ul style="list-style-type: none"> <li>• Technology and infrastructure</li> <li>• Financing and investment</li> <li>• Governance and Policy</li> <li>• Learning and Skills</li> </ul>
	Short- and medium-term changes	<ul style="list-style-type: none"> <li>• Creation of a territorial development hub in Valencia based on green hydrogen.</li> </ul>
Implementation	Organisations/individuals responsible for implementation	Valencia Innovation Capital Valencian Regional Government Valencia Port Polytechnic University of Valencia
	Scale of action and target entities	<ul style="list-style-type: none"> <li>• Metropolitan scale</li> <li>• General public</li> </ul>



	Actors involved	<ul style="list-style-type: none"> <li>Valencia City Council</li> <li>Mobility Committee</li> <li>Valencian Regional Government</li> <li>Valencia Port</li> <li>Polytechnic University of Valencia</li> <li>Companies in the field of mobility (specifically green hydrogen)</li> </ul>
	Comments on implementation	<ul style="list-style-type: none"> <li>2022-2030</li> <li>Consortium action.</li> </ul>
Impacts and costs	Renewable energy generated (if applicable)	N/A
	Energy eliminated/replaced, volume or type of fuel	N/A
	Estimated GHG emissions reduction (total)	<ul style="list-style-type: none"> <li>This action contributes to the overall reduction in emissions associated with the Modal shift: shift to public and non-motorised transport subsector, amounting to 103 ktonnes.</li> <li>This action contributes to the overall reduction in emissions associated with the Car electrification subsector, amounting to 23 ktonnes.</li> <li>This action contributes to the overall reduction in emissions associated with the Bus electrification subsector, amounting to 19 ktonnes.</li> <li>This action contributes to the overall reduction in emissions associated with the Truck Electrification sub-sector, amounting to 22 ktonnes.</li> </ul>
	Total costs and costs per unit of CO2e	<ul style="list-style-type: none"> <li>Total cost: €160,000,000</li> </ul>

B-2.2: Individual action plans		
Action plan	Name of the action	M-14 Strategic mobility infrastructure
	Type of action	AU Programme Strategic infrastructure



	Description of the action	<p>This comprehensive action aims to develop and adapt the city's strategic infrastructure in terms of its contribution to a more sustainable and prosperous . The focus is mainly on railway infrastructure within the framework of the Mediterranean corridor. The interventions envisaged by this action will, on the one hand, strengthen Valencia's strategic position at national and international level as an economic hub of innovation and competitiveness and, on the other hand, promote the decarbonisation and sustainability of the city's modes of transport, as well as the city's adaptation and resilience in terms of climate. Specifically, the aim is to make progress in:</p> <ul style="list-style-type: none"><li>• Construction of the Access Canal located on Avenida Federico García Lorca between Bulevar Sur and the new Valencia Central Station. It consists of a set of tracks buried beneath the current tracks leading into Valencia. The canal is 1,500 m long and is underground on two levels. This project will also involve the demolition of the well-known scalextric - the Giorgeta viaduct - and the complete clearance of the space currently occupied by the above-ground track yard for the green development of the future García Lorca Boulevard.</li><li>• Construction of a new Central Station in Valencia to replace the two existing stations. It will be located in an intermediate space between the North and Sorolla stations and will accommodate all rail traffic. The new station will be a through station instead of its current cul-de-sac layout. Above ground, the station will be a large building located between Gran Vía de Germanías and the current station building. This new building will house most of the entrances and exits to the new facilities and the station's support services. The new station will be connected at its southern end to the Access Canal and at its other end to the Through Tunnel.</li><li>• Construction of the Passante Tunnel. The Valencia Passante Railway Axis consists of the connection between the Central Station and the Valencia-Barcelona line to the north of the city in order to convert the station into a through station and</li></ul>
--	---------------------------	---



		<p>eliminate its current cul-de-sac layout, thus avoiding the undesirable effects of performing reverse manoeuvres in the station's surroundings. Two new urban stations (Aragón and Universidad) are planned, with connections to the metro and tram lines. All types of trains (high-speed, long-distance, regional and commuter) are expected to run through the tunnel.</p> <ul style="list-style-type: none"> <li>• Undergrounding of the Serrería tracks.</li> </ul>
Reference to the impact track	Sub-sector	<ul style="list-style-type: none"> <li>• Reduction in the need for motorised transport</li> <li>• Modal shift: shift to public and non-motorised transport</li> <li>• Optimisation of logistics in freight transport</li> </ul>
	Systemic lever	<ul style="list-style-type: none"> <li>• Technology and infrastructure</li> <li>• Financing and investment</li> <li>• Governance and policy</li> <li>• Learning and Skills</li> </ul>
	Short- and medium-term changes	<ul style="list-style-type: none"> <li>• Strategic railway infrastructure deployed or planned to improve and promote rail transport and multimodality as opposed to polluting mobility and transport. This infrastructure includes: <ul style="list-style-type: none"> <li>○ Completed access channel; Giorgeta viaduct demolished;</li> <li>○ Surface track area freed up for green development of the future García Lorca boulevard;</li> <li>○ New Central Station in Valencia with through traffic and accommodating all rail traffic;</li> <li>○ Passing tunnel between the Central Station and the Valencia-Barcelona railway line, which accommodates all types of trains, and two new urban stations (Aragón and Universidad) with connections to the metro and tram.</li> <li>○ Underground tracks from Ibiza Street onwards, connecting with the Valencia seafront and resolving the junction of AV de Francia and Cauce del Turia with the sea.</li> </ul> </li> </ul>



Implementation	Organisations/individuals responsible for implementation	Valencia City Council <ul style="list-style-type: none"> <li>Safety and Mobility Department.</li> </ul> Valencian Regional Government Government of Spain
	Scale of action and target entities	<ul style="list-style-type: none"> <li>Country, regional, metropolitan and city scale</li> <li>General public</li> </ul>
	Actors involved	<ul style="list-style-type: none"> <li>Valencia City Council</li> <li>Mobility Committee</li> <li>Valencian Regional Government</li> <li>Spanish Government</li> <li>ADIF</li> </ul>
	Comments on implementation	<ul style="list-style-type: none"> <li>This action depends, to a large extent, on supra-local public administrations.</li> </ul>
Impacts and costs	Renewable energy generated (if applicable)	Not applicable
	Energy eliminated/replaced, volume or type of fuel	N/A
	Estimated GHG emissions reduction (total)	<ul style="list-style-type: none"> <li>This action contributes to the overall reduction in emissions associated with the subsector Reduction in the need for motorised transport amounting to 103 ktonnes.</li> <li>This action contributes to the overall reduction in emissions associated with the subsector Modal shift: shift to public and non-motorised transport amounting to 45 ktonnes.</li> <li>This action contributes to the overall reduction in emissions associated with the sub-sector Optimisation of logistics in freight transport, amounting to 43 ktonnes.</li> </ul>
	Total costs and costs per unit of CO2e	<ul style="list-style-type: none"> <li>Total cost: €475,000,000 (only the Access Channel is budgeted).</li> </ul>

B-2.2: Individual action plans		
Action plan	Name of the action	M-15 Valencia City of Squares and Pedestrians



	Type of action	AU Programme Valencia City of Squares and Pedestrians
	Description of action	<p>This initiative focuses on reclaiming public space for people, providing a network of pedestrian-priority and naturalised connections throughout the city. The action aims to promote healthy mobility and lifestyles by transforming public spaces into people-friendly environments, ensuring their safety and autonomy when travelling. It also aims to create spaces for leisure and neighbourhood coexistence that promote economic activity and social cohesion in the city's neighbourhoods, integrating a gender perspective.</p> <p>To ensure a fair and equitable transition, it is essential to integrate criteria that promote universal accessibility, allowing all people to have a place in public spaces and benefit as potential resources for coping with the effects of extreme heat.</p> <p>Demonstration project: Town Hall Square. The Town Hall Square is the urban centre of Valencia and the city's most representative public space, playing a strategic role in the construction of the urban model that has brought together the activity of the city of Valencia since ancient times. The initiative consists of the comprehensive redevelopment of this square in order to promote its urban regeneration by improving its environmental conditions, mobility, accessibility, air quality, commercial and festive uses, such as flower stalls and the firing and viewing of mascletás and pyrotechnic events, uses, urban landscape, etc. The aim is to restore its qualities as a space for people to spend time, relax and socialise.</p> <p>Demonstration project: Plaza de la Reina. This consisted of the remodelling of a space of around 12,000 square metres, where the central streets of the city of La Pau, San Vicente and Santa Catalina converge, for the use and enjoyment of citizens, enhancing the protected monumental environment, with a complete view of the Cathedral and the Micalet, and which has been equipped with seating areas and new trees. In addition, shade structures, misting systems and new services have been installed in the refurbished adjacent car park, with 300- r parking spaces and electric charging points. The remodelling was designed and enriched based on the needs of local residents through various participatory processes.</p> <p>Demonstration project: Superilla de la Petxina. Pedestrianisation, through soft urbanisation</p>



		<p>measures, of Palleter and Calixto III streets and the sections between Calixto III and Literato Gabriel Miró, Juan Llorens, Erudito Orellana and Gran Vía.</p> <p>Demonstration project: Superilla de Orriols.</p> <p>Pedestrianisation of the Orriols neighbourhood with garden areas, rest areas and two small meadows.</p> <p>The superblock in the Orriols neighbourhood integrates, connects and expands some already pedestrianised spaces in the surroundings of the traditional historic centre of Orriols, as well as the Ermita garden and the CEIP Bartolomé Cossío school.</p>
Reference to the impact route	Sub-sector	<ul style="list-style-type: none"> <li>• Reduction in the need for motorised transport</li> <li>• Impact also on the Impact Domain in Renaturalisation Emissions, Biodiversity and Resilience of the Valencia 2030 Climate Mission</li> <li>• Impact also on the Impact Domain on Renaturalisation Emissions, Biodiversity and Resilience of the Valencia 2030 Climate Mission</li> <li>• Impact also on the Impact Domain of Urban Planning &amp; Habitat Emissions of the Valencia 2030 Climate Mission</li> </ul>
	Systemic lever	<ul style="list-style-type: none"> <li>• Technology and Infrastructure</li> <li>• Social Innovation</li> <li>• Governance and Policy</li> <li>• Learning and Skills</li> </ul>
	Short- and Medium-Term Changes	<ul style="list-style-type: none"> <li>• Plaza del Ayuntamiento, Plaza de la Reina and Plaza de Brujas, as well as the area around the Market and Fish Market, are reclaiming their space for citizens and their symbolic identity as landmarks among the city's public spaces.</li> </ul>
	Contributions from the Sustainable Valencia Forum	<ul style="list-style-type: none"> <li>• Creation of metro-minute zones within and between neighbourhoods to raise awareness of walking times.</li> <li>• Facilitate road crossings, both in neighbourhoods and on avenues, taking into account pedestrian routes and informal paths.</li> </ul>
Implementation	Organisations/individuals responsible for implementation	<p>Valencia City Council</p> <ul style="list-style-type: none"> <li>• Department of Urban Planning, Housing and Licensing</li> </ul>



		<ul style="list-style-type: none"> <li>Safety and Mobility Department</li> </ul>
	Scale of action and target entities	<ul style="list-style-type: none"> <li>City scale (with a focus on neighbourhoods)</li> <li>General public</li> </ul>
	Stakeholders involved	<ul style="list-style-type: none"> <li>Valencia City Council</li> <li>Neighbourhood associations</li> <li>Citizens in general</li> </ul>
	Comments on implementation	<ul style="list-style-type: none"> <li>2021-2025</li> <li>Development under the Special Plan for Urban Quality Guidelines and the Design Guide for the Sustainable Transformation of Public Space in Valencia</li> </ul>
Impacts and costs	Renewable energy generated (if applicable)	N/A
	Energy eliminated/replaced, volume or type of fuel	N/A
	Estimated GHG emissions reduction (total)	<ul style="list-style-type: none"> <li>This action contributes to the overall reduction in emissions associated with the subsector Reduction in the need for motorised transport amounting to 103 ktonnes.</li> </ul>
	Total costs and costs per unit of CO2e	<ul style="list-style-type: none"> <li>Total cost: €191,700,000</li> </ul>

B-2.2: Individual action plans		
Action plan	Name of the action	M-16 The 15-minute Valencia, urban planning
	Type of action	AU Programme The 15-minute Valencia
	Description of action	The city of Valencia is currently reviewing its municipal planning, covering both structural planning and detailed urban planning. The Special Plan for Urban Quality Guidelines links these two levels of planning: metropolitan structural planning and detailed neighbourhood planning. The guidelines aim to establish a framework for



		<p>implementing a change of direction in urban development towards urban regeneration based on urban quality as a means of improving people's quality of life. As a result of this work, progress is being made in comprehensive urban planning in the city from the perspective of the 15-minute city with local facilities in the different neighbourhoods of the city.</p> <p>Given the current context and increasingly extreme weather conditions, it is crucial to emphasise the importance of urban planning that focuses on adapting the urban model to cope with rising extreme temperatures. Planning must consider comprehensive strategies that include the design of public spaces with nature-based solutions and greater accessibility, the implementation of green and blue infrastructure solutions to mitigate the heat island effect, and the promotion of community resilience to extreme weather events. This planning must be supported by policies and regulations that encourage the adoption of sustainable technologies and urban design practices that contribute to reducing the impact of heat in urban environments, thus ensuring the habitability and well-being of citizens.</p> <p>Demonstration project: Nazaret Special Plan. Nazaret will be the first neighbourhood to fulfil the premise of the "15-minute Valencia", i.e. its neighbourhood will be within a fifteen-minute walk of any essential public facility or service. The project is divided into four areas within the neighbourhood itself, to be divided between Cocoterros, Moreras, Residenciales Sur and Castell de Pop. All the reforms seek to make the Nazaret neighbourhood a greener, more sustainable, safer and more united part of Valencia, as a result of a participatory process that has sought neighbourhood consensus. Of particular note is the construction of almost 4,000 new homes, of which almost 800 will have "some form of protection" from the City Council, which translates into 20% of the new constructions. This will make the Nazaret neighbourhood one of the urban centres with the highest percentage of protected housing in the city. This new plan aims to build a new market ( ), create pedestrian corridors, a new church square, a new Day Centre and a pleasant transition to the La Punta orchard.</p> <p>Demonstration project: Cabanyal-Canyamelar Special Plan. The Special Plan for the neighbourhood provides for the creation of three greenways, the landscaping of the end of Blasco</p>
--	--	---



		<p>Ibáñez Avenue, a limit of 10% of tourist apartments per block, the protection of the seafront and the maintenance of the neighbourhood's building typology with a maximum of three storeys. In Cabanyal, there will be between 850 and 1,000 public housing units to keep prices down. It will be the largest public housing stock in the whole of Valencia.</p> <p>Demonstration project: Special Plan for the Campanar-Beniferri neighbourhood: A review of the detailed planning for this neighbourhood of the city is proposed, using criteria of sustainability and proximity to public facilities. In addition, the proposal includes improving the interconnection between green areas and a design solution based on increasing the use of plant species that improve the city's adaptation to temperature increases in summer. It also proposes the creation of new social housing in the newly developed areas included in the Plan.</p> <p>Demonstration project: In the same way and using the same criteria, Special Plans have been initiated for the neighbourhoods of Malvarrosa, Marxalenes, Orriols and Castellar.</p>
Reference to the impact route	Sub-sector	<ul style="list-style-type: none"> <li>• Reduction in the need for motorised transport</li> <li>• Impact also on the Impact Domain on Renaturalisation Emissions, Biodiversity and Resilience of the Valencia 2030 Climate Mission</li> <li>• Additional impact on the Urban Planning &amp; Habitat Emissions Impact Domain of the Valencia 2030 Climate Mission</li> </ul>
	Systemic lever	<ul style="list-style-type: none"> <li>• Technology and Infrastructure</li> <li>• Social Innovation</li> <li>• Governance and Policy</li> <li>• Learning and Skills</li> </ul>
	Short- and Medium-Term Changes	<ul style="list-style-type: none"> <li>• A compact city model in which all services are provided to citizens without the need to travel more than 15 minutes.</li> <li>• Activation of participatory processes in urban planning for the city's functional areas.</li> <li>• Improvement of the quality of the consolidated city, ensuring a balance of facilities throughout the city.</li> </ul>



Implementation	Organisations/individuals responsible for implementation	Valencia City Council <ul style="list-style-type: none"> <li>• Department of Urban Planning, Housing and Licensing</li> <li>• AUMSA</li> </ul>
	Scale of action and target entities	<ul style="list-style-type: none"> <li>• City scale, with a focus on Nazaret and Cabanyal-Canyamelar</li> <li>• General public</li> </ul>
	Stakeholders	<ul style="list-style-type: none"> <li>• Valencia City Council</li> <li>• Neighbourhood associations</li> <li>• General public</li> </ul>
	Comments on implementation	<ul style="list-style-type: none"> <li>• Development under the Special Plan for Urban Quality Guidelines and the Design Guide for the Sustainable Transformation of Public Space in Valencia</li> </ul>
Impacts and costs	Renewable energy generated (if applicable)	Not applicable
	Energy eliminated/replaced, volume or type of fuel	Not applicable
	Estimated reduction in GHG emissions (total)	<ul style="list-style-type: none"> <li>• This action contributes to the overall reduction in emissions associated with the subsector Reduction in the need for motorised transport amounting to 103 ktonnes.</li> </ul>
	Total costs and costs per unit of CO2e	<ul style="list-style-type: none"> <li>• Total cost: N/A</li> </ul>

B-2.2: Individual action plans		
Action scheme	Name of the action	M-17 Valencia in 15 minutes, key resources in neighbourhoods
	Type of action	AU Programme 15-minute Valencia
	Description of the action	This line of action includes measures to provide various types of public services and facilities throughout the city, such as the municipal nursery school in the Malilla neighbourhood, the Aceitera Marxalenes, new sports facilities in



		<p>neighbourhoods, the Casino de l'Americà and La Harinera.</p> <p>When selecting and prioritising the public facilities to be included in the network of key neighbourhood amenities, consideration must be given to the need to include criteria for adapting districts to climate change. For a fair and equitable transition, the availability of spaces to shelter from extreme heat waves must be ensured.</p>
Reference to the impact pathway	Sub-sector	<ul style="list-style-type: none"> <li>• Reduction in the need for motorised transport</li> <li>• Impact also on the Impact Domain on Renaturalisation Emissions, Biodiversity and Resilience of the Valencia 2030 Climate Mission</li> <li>• Impact also on the Impact Domain of Urban Planning &amp; Habitat Emissions of the Valencia 2030 Climate Mission</li> </ul>
	Systemic lever	<ul style="list-style-type: none"> <li>• Technology and Infrastructure</li> <li>• Social Innovation</li> <li>• Governance and Policy</li> <li>• Learning and Skills</li> </ul>
	Short- and Medium-Term Changes	<ul style="list-style-type: none"> <li>• A compact city model in which all services are provided to citizens without the need to travel more than 15 minutes.</li> <li>• Improvement of the quality of the consolidated city, ensuring a balance of facilities throughout the city.</li> </ul>
Implementation	Organisations/individuals responsible for implementation	<p>Valencia City Council</p> <ul style="list-style-type: none"> <li>• Department of Urban Planning, Housing and Licensing</li> <li>• AUMSA</li> </ul>
	Scale of action and target entities	<ul style="list-style-type: none"> <li>• City scale</li> <li>• General public</li> </ul>
	Actors involved	<ul style="list-style-type: none"> <li>• Valencia City Council</li> <li>• Neighbourhood associations</li> <li>• General public</li> </ul>
	Comments on implementation	<ul style="list-style-type: none"> <li>• 2021-2026</li> </ul>
Impacts and costs	Renewable energy generated (if applicable)	Not applicable



	Energy eliminated/replaced, volume or type of fuel	N/A
	Estimated GHG emissions reduction (total)	<ul style="list-style-type: none"> <li>This action contributes to the overall reduction in emissions associated with the subsector Reduction in the need for motorised transport amounting to 103 ktonnes.</li> </ul>
	Total costs and costs per unit of CO2e	<ul style="list-style-type: none"> <li>Total cost: €41,500,000</li> </ul>

B-2.2: Individual action plans		
Action plan	Name of the action	M-18 The 15-minute Valencia, new urban developments
	Type of action	AU Programme The 15-minute Valencia
	Description of action	<p>New urban developments must respond to the city's needs for new housing and facilities. In this regard, the plan is to unblock various pending developments in the city based on criteria of social cohesion, accessibility and sustainability. Urban developments must respond to a Mediterranean vision that combines a connection with the territory and a model of a compact, dense, mixed-use city. Notable examples include:</p> <p>1) Parque Central, linked to the underground railway tracks and the creation of the García Lorca boulevard to connect the neighbourhoods of Malilla, Creu Coberta and San Marcelino in accordance with the criteria of the '15-minute city', with local facilities and services;</p> <p>2) Benimaçlet, as an opportunity to develop a transitional model between the city and the historic orchards, preserving the area's heritage while ensuring public housing, green areas with urban gardens, and sports, civic, educational and cultural facilities ; The proposed layout for the building plots is east-west facing, which favours the entry of the Mediterranean breeze in summer and sunshine throughout the year, partially preventing the entry of cold north winds and resulting in energy savings. The distribution of the linear landscaping greatly dampens the noise caused by traffic on the northern ring road.</p> <p>3) El Grao, which is developing a large green space connected to the Turia Gardens, the Desembocadura Park and La Marina, promoting public housing, commercial uses and the tertiary sector to encourage the establishment of</p>



		<p>businesses and activities that can create synergies with the Maritime District of Innovation and Creativity. The aim is to develop a compact neighbourhood that can serve as an example of a shared city and become part of an innovative development hub, given its proximity to Las Naves, La Harinera and La Marina. The urbanisation of this programme is conceived with landscaping criteria derived from the International Ideas Competition for the Juan Carlos I Royal Marina and allows for the completion of the Turia Gardens and the integration of the port's Inner Dock, providing continuity to all the major urban facilities of the Turia Gardens and integrating them into the system of open spaces on the coastline and Las Arenas beach, thus achieving the continuity of the Green Infrastructure.</p> <p>New urban developments present an opportunity to incorporate criteria that favour more resilient and cooler neighbourhoods. In this regard, environmental and climatic criteria must be incorporated that take into account the impact of urban transformations on rising temperatures and wind conditions.</p> <p>To this end, sustainable drainage is being incorporated into the urbanisation of new developments, especially in green areas, and storm water reservoirs are being built to retain the first rainwater, which is the most polluting. Likewise, green and blue infrastructure must be integrated into the primary and secondary networks in a coherent and systemic manner, with an emphasis on mitigation and adaptation.</p>
Reference to the impact path	Sub-sector	<ul style="list-style-type: none"> <li>• Reduction in the need for motorised transport</li> <li>• Impact also on the Impact Domain on Renaturalisation Emissions, Biodiversity and Resilience of the Valencia 2030 Climate Mission</li> <li>• Impact also on the Impact Domain of Urban Planning &amp; Habitat Emissions &amp; Habitat of the Valencia 2030 Climate Mission</li> </ul>
	Systemic lever	<ul style="list-style-type: none"> <li>• Technology and Infrastructure</li> <li>• Financing and Investment</li> <li>• Social Innovation</li> <li>• Governance and Policy</li> <li>• Learning and Skills</li> </ul>
	Short- and Medium-Term Changes	<ul style="list-style-type: none"> <li>• Unblocking and developing various pending developments in the city with criteria of social cohesion, accessibility and sustainability: 1) Central Park; 2) Benimaclet; 3) El Grau.</li> </ul>



		<ul style="list-style-type: none"> <li>• A compact city model in which all services are provided to citizens without the need to travel more than 15 minutes.</li> <li>• Activation of participation processes in the urban planning of the city's functional areas.</li> <li>• Improvement of the quality of the consolidated city, ensuring a balance of facilities throughout the city.</li> </ul>
Implementation	Organisations/individuals responsible for implementation	Valencia City Council <ul style="list-style-type: none"> <li>• Department of Urban Planning, Housing and Licensing</li> </ul>
	Scale of action and target entities	<ul style="list-style-type: none"> <li>• City scale, focusing on the Central Park, Benimaclet and El Grao areas</li> <li>• General public</li> </ul>
	Stakeholders	<ul style="list-style-type: none"> <li>• Valencia City Council</li> <li>• Urban developers</li> <li>• Neighbourhood associations</li> <li>• General public</li> </ul>
	Comments on implementation	<ul style="list-style-type: none"> <li>• Development under the Special Plan for Urban Quality Guidelines and the Design Guide for the Sustainable Transformation of Public Space in Valencia</li> </ul>
Impacts and costs	Renewable energy generated (if applicable)	N/A
	Energy eliminated/replaced, volume or type of fuel	N/A
	Estimated GHG emissions reduction (total)	<ul style="list-style-type: none"> <li>• This action contributes to the overall reduction in emissions associated with the subsector Reduction in the need for motorised transport amounting to 103 ktonnes.</li> </ul>
	Total costs and costs per unit of CO2e	<ul style="list-style-type: none"> <li>• Total cost: N/A</li> </ul>

B-2.2: Individual action plans		
Action scheme	Name of the action	M-19 Universal accessibility to public transport



	Type of action	AU Programme Universal accessibility in the city
	Description of action	<p>Action that encompasses the different elements that facilitate full access for citizens to the urban public transport system without architectural barriers. With regard to access from pedestrian routes to bus stops, two types of actions are included. If the bus stop is on the same pavement as the one used by public transport users, it will be sufficient to install a strip of ribbed tiles with tactile and visual contrast perpendicular to the façade line and from the latter to the kerb in the bus stop area. If the stop is on the opposite pavement or on a pavement on a central road, the necessary pedestrian crossings will be built with kerb ramps and paving in accordance with accessibility regulations. In addition, the corresponding traffic lights will be installed.</p> <p>It is essential to implement effective measures to adapt to extreme heat in public transport systems in order to ensure safe universal accessibility for all people. In this regard, comprehensive planning is required, including measures to improve comfort on routes and at stops. This involves installing cover systems to provide shade and protection from high temperatures, as well as ensuring accessibility for people with reduced mobility, paying special attention to the most vulnerable groups in society.</p>
Reference to the impact pathway	Sub-sector	<ul style="list-style-type: none"> <li>• Modal shift: shift to public and non-motorised transport</li> <li>• Impact also on the Urban Planning &amp; Habitat Emissions Impact Domain of the Valencia 2030 Climate Mission</li> </ul>
	Systemic lever	<ul style="list-style-type: none"> <li>• Technology and Infrastructure</li> <li>• Social Innovation</li> <li>• Democracy and Participation</li> <li>• Governance and Policy</li> <li>• Learning and Skills</li> </ul>
	Short- and Medium-Term Changes	<ul style="list-style-type: none"> <li>• Public transport services that guarantee universal accessibility for all users.</li> </ul>
Implementation	Organisations/individuals responsible for implementation	<p>Valencia City Council</p> <ul style="list-style-type: none"> <li>• Safety and Mobility Department.</li> <li>• Department of Urban Planning, Housing and Licensing</li> </ul>



	Scale of action and target entities	<ul style="list-style-type: none"> <li>• City scale</li> <li>• General public, with a special focus on citizens with reduced mobility</li> </ul>
	Actors involved	<ul style="list-style-type: none"> <li>• Valencia City Council</li> <li>• Mobility Committee</li> <li>• Associations of groups with reduced mobility</li> </ul>
	Comments on implementation	<ul style="list-style-type: none"> <li>• Developed within the framework of the Universal Accessibility Act</li> </ul>
Impacts and costs	Renewable energy generated (if applicable)	Not applicable
	Energy eliminated/replaced, volume or type of fuel	Not applicable
	Estimated GHG emissions reduction (total)	<ul style="list-style-type: none"> <li>• This action contributes to the overall reduction in emissions associated with the Modal shift: shift to public and non-motorised transport subsector, amounting to 45 ktonnes.</li> </ul>
	Total costs and costs per unit of CO2e	<ul style="list-style-type: none"> <li>• Total cost: €2,000,000</li> </ul>

B-2.2: Individual action plans.		
Action plan	Name of the action	M-20 Improvement of road safety
	Type of action	Part of the Road Safety Master Plan
	Description of action	<p>In the context of the implementation of the Low Emission Zone (LEZ) in Valencia, these road safety measures are crucial to ensure that the benefits of reduced traffic and pollution are not offset by an increase in accidents.</p> <p>Recent regulations reinforce the importance of road safety, with actions ranging from improving road infrastructure to ongoing driver training and the integration of new safety technologies in vehicles.</p> <p>In line with the measures proposed in the Road Safety Master Plan, work will be carried out on the following actions:</p>



		<ul style="list-style-type: none"> <li>• Improvement of infrastructure, creation of raised pedestrian crossings and restructuring of dangerous intersections, providing greater safety and visibility for vulnerable user groups.</li> <li>• Improvements in signage and reconfiguration of urban areas to reduce risks.</li> <li>• Creation of traffic-calmed areas, where vehicle speeds are reduced to prevent serious accidents.</li> <li>• Road safety education campaigns aimed at all ages, raising awareness of traffic rules and the importance of road safety.</li> <li>• Introduction of advanced technologies and speed control systems (signs and radars) to monitor and manage traffic efficiently.</li> </ul>
Reference to the impact route	Sub-sector	<ul style="list-style-type: none"> <li>• Reduction in the need for motorised transport</li> <li>• Modal shift: shift to public and non-motorised transport</li> <li>• Urban planning and habitat</li> </ul>
	Systemic lever	<ul style="list-style-type: none"> <li>• Technology and Infrastructure</li> </ul>
	Short- and medium-term changes	<p>Ensure that all journeys within the city are made in conditions of maximum safety, with special protection for the most vulnerable users, such as pedestrians, cyclists, children and the elderly.</p> <p>This objective encompasses a set of subjective goals that would improve citizens' quality of life, such as:</p> <ul style="list-style-type: none"> <li>• Reducing the number of traffic accidents at locations identified as high-risk in Valencia.</li> <li>• Reducing traffic offences related to non-compliance with road safety regulations by users of personal mobility vehicles and bicycles in Valencia.</li> </ul>
	Contributions from the Valencia Sustainable Forum	<ul style="list-style-type: none"> <li>• Reducing the parking of motorised vehicles on pavements and pedestrian areas.</li> <li>• Greater control of motor vehicle users with regard to speed and mobile phone use.</li> </ul>
Implementation	Organisations/individuals responsible for implementation	Safety and Mobility Department



	Scale of action and target entities	<ul style="list-style-type: none"> <li>• City scale</li> <li>• City residents</li> </ul>
	Actors involved	Local Police Service Mobility Service
	Comments on implementation	<ul style="list-style-type: none"> <li>• 2025-2030</li> </ul>
Impacts and costs	Renewable energy generated (if applicable)	N/A
	Energy eliminated/replaced, volume or type of fuel	N/A
	Estimated GHG emissions reduction (total)	N/A
	Total costs and costs per unit of CO2e	N/A

B-2.2: Individual action plans		
Action plan	Name of action	M-21 University of Valencia Mobility Plan 2025-2030
	Type of action	From an organisation belonging to the Valencia Sustainable Forum
	Description of the action	<p>The Mobility Plan aims to be a roadmap that will enable the University of Valencia to move towards a more sustainable, safe, efficient and accessible mobility model, in line with national and European policies on urban development and sustainable mobility.</p> <p>The main objective of the Plan is to improve mobility within and between the different university campuses, promoting sustainable and efficient practices that contribute to the well-being of the university community and the protection of the environment. To this end, the Plan is structured around five strategic areas: sustainability and the environment, innovation and technology, infrastructure and services, communication and awareness-raising, and comprehensive mobility management. These five areas have been</p>



		<p>developed through the Plan's various proposals for action, with a total of 25 proposals detailed in their corresponding information sheets.</p> <p>The Plan has a structured governance system, examples of which are the planned actions such as the University's Inter-administrative Mobility Committee and the University Mobility Office.</p> <p>The Plan contains a selection of indicators and an evaluation and monitoring plan designed to continuously monitor and evaluate the progress and effectiveness of the initiatives included in the Plan.</p>
Reference to the impact pathway	Sub-sector	<ul style="list-style-type: none"> <li>• Reduction in the need for motorised transport</li> <li>• Modal shift towards public and non-motorised transport</li> <li>• Car sharing</li> <li>• Electrification of cars</li> <li>• Mobility demand management</li> <li>• Universal accessibility and inclusive mobility</li> </ul>
	Systemic leverage	<ul style="list-style-type: none"> <li>• Technology and infrastructure</li> <li>• Financing and investment</li> <li>• Social Innovation</li> <li>• Democracy and Participation</li> <li>• Governance and Policy</li> </ul>
	Short- and medium-term changes	<p>Short term:</p> <ul style="list-style-type: none"> <li>• Reduce the use of motor vehicles</li> <li>• Develop proposals to create safe and connected cycling infrastructure</li> <li>• Establish a university mobility office</li> <li>• Improve information and communication</li> <li>• Conduct awareness and education campaigns</li> </ul> <p>Medium term:</p> <ul style="list-style-type: none"> <li>• Improve the frequency and capacity of public transport</li> <li>• Adapt facilities for people with reduced mobility</li> <li>• Create incentive and recognition programmes</li> <li>• Monitor and evaluate progress</li> </ul>
Implementation	Organisations/individuals responsible for implementation	University of Valencia



	Scale of action and target entities	<p>Scale of action:</p> <ul style="list-style-type: none"> <li>• Valencia: Blasco Ibáñez campus, Tarongers campus</li> <li>• Burjassot: Burjassot-Paterna campus</li> <li>• Paterna: Burjassot-Paterna campus</li> <li>• Ontinyent: Ontinyent campus</li> </ul> <p>Target audience: Students and staff employed at the University of Valencia</p>
	Parties involved	<p>University of Valencia Valencia City Council Municipal Transport Company (EMT) Burjassot City Council Paterna City Council Ontinyent City Council Valencia Provincial Council Valencia Metropolitan Transport Authority Valencia Regional Government Railways (FGV) Valencian Regional Government Polytechnic University of Valencia Spanish National Railway Network (RENFE) Railway Infrastructure Administrator (ADIF)</p>
	Comments on implementation	<p>This plan will be implemented from 2025 to 2030, with phased planning based on the priority and time frame of the actions. Its execution will be subject to budget availability and coordination with external administrations and operators, and will include a monitoring and evaluation system that will enable the continuous improvement of the university mobility model.</p>
Impacts and costs	Renewable energy generated (if applicable)	Not directly applicable.
	Energy eliminated/replaced, volume or type of fuel	Progressive reduction in the use of fossil fuels associated with private vehicle travel.
	Estimated reduction in GHG emissions (total)	Qualitative and progressive reduction in GHG emissions associated with university mobility, resulting from modal shift and electrification.
	Total costs and costs per unit of CO2e	Costs associated with infrastructure, management, communication and inter-administrative coordination actions, to be determined on the basis of each specific proposal.



B-2.2: Individual action plans		
Action plan	Name of the action	M-22 UPV Strategic Plan for Sustainable Mobility
	Type of action	From an entity of the Valencia Sustainable Forum
	Description of action	<p>The Polytechnic University of Valencia (UPV) aspires to be a model of healthy, safe and low-emission university mobility.</p> <p>This is its roadmap for improving mobility on campus, reducing emissions and noise, and promoting healthier travel habits.</p> <p>It consists of 42 actions organised into seven strategic areas: (I) mobility management and promotion of new technologies; (II) promotion of walking; (III) promotion of cycling; (IV) promotion of public transport; (V) rational use of private vehicles; (VI) management of the distribution of goods and outsourced services; and (VII) awareness-raising and participation of the university community.</p> <p>The plan combines governance and operational measures: collaboration between key players to improve access to public transport, internal coordination, as well as digital tools and actions on campus (pedestrianisation and shaded routes). It includes the installation and renovation of bicycle/scooter parking facilities (including secure underground parking), the promotion of car sharing, the installation of electric chargers and the organisation of loading and unloading areas.</p> <p>It is part of the continuous improvement of the Environmental Management System (EMAS) and is supported by annual campaigns such as Sustainable Mobility Week to involve the university community.</p>
Reference to the impact pathway	Sub-sector	<ul style="list-style-type: none"> <li>• Reduction in the need for motorised transport</li> <li>• Modal shift: switch to public and non-motorised transport</li> <li>• Car sharing</li> <li>• Electrification of cars</li> <li>• Optimisation of logistics in freight transport</li> </ul>
	Systemic leverage	<ul style="list-style-type: none"> <li>• Technology and infrastructure</li> <li>• Financing and investment</li> </ul>



		<ul style="list-style-type: none"> <li>• Democracy and participation</li> <li>• Governance and Policy</li> <li>• Learning and Skills</li> </ul>
	Short- and Medium-Term Changes	<ul style="list-style-type: none"> <li>• Implement effective and participatory mobility management.</li> <li>• Encourage walking, cycling and the use of public transport.</li> <li>• Promote the rational use of private motor vehicles.</li> <li>• Manage the distribution of goods and the mobility of outsourced services in a sustainable manner.</li> <li>• Minimise accidents caused by mobility, both in internal and external travel.</li> <li>• Promote education and participation of the university community in matters of mobility.</li> </ul>
Implementation	Organisations/individuals responsible for implementation	Polytechnic University of Valencia
	Scale of action and target entities	<ul style="list-style-type: none"> <li>• Metropolitan area of the city of Valencia</li> <li>• Students at the Polytechnic University of Valencia.</li> </ul>
	Actors involved	Valencian Regional Government, Valencia City Council, Gandía City Council, Alcoi City Council, Valencia Metropolitan Transport Authority, Renfe, EMT, Metrovalencia, Metrobus, Valenbisi, University of Valencia.
	Comments on implementation	<ul style="list-style-type: none"> <li>• Period 2023-2027</li> </ul>
Impacts and costs	Renewable energy generated (if applicable)	Not applicable
	Energy eliminated/replaced, volume or type of fuel	The procurement file for the Supply of official vehicles for the Rectorate now includes the requirement for 100% plug-in hybrid vehicles.
	Estimated GHG emissions reduction (total)	<p>A calculation methodology for the carbon footprint (CF) associated with staff, student, and work-related mobility (scope 3) has been developed and validated by a third party.</p> <p>Currently, the available data are:</p> <ul style="list-style-type: none"> <li>• CF of UPV mobility 2023: 8,405.34 tCO2 eq</li> <li>• CF of UPV mobility 2024: 7,888.39 tCO2 eq</li> <li>• 6% reduction</li> </ul>



		<p>Due to the installation of electric vehicle charging stations, the following reductions have been achieved:</p> <ul style="list-style-type: none"> <li>• 40.51 tCO<sub>2</sub> eq (2025)</li> </ul> <p>12.71 tCO<sub>2</sub> eq (2024, Feb-Dec)</p>
	Total costs and costs per unit of CO <sub>2</sub> e	<p>Total investment in 2024: €126,909.05</p> <p>Total investment in 2025: €356,684.96</p> <p>Cost per unit of CO<sub>2</sub>eq in 2024: €45.14/t CO<sub>2</sub> eq</p>

B-2.2: Individual action plans		
Action plan	Name of action	UV-1 Wave of residential building renovation
	Type of action	AU Programme Urban regeneration and access to housing
	Description of action	<p>This action seeks to promote and accelerate the wave of renovation of buildings and homes in Valencia, including the removal of architectural barriers and full accessibility, replicating the European Renovation Wave at the local level, which aims to convert buildings located in the municipality into nearly zero-energy or positive-energy buildings. The action aims to mobilise private investment with a key role for the public administration in terms of information, support and promotion. Emphasis should be placed on the need to implement resilient architectural systems, using low-carbon materials, and improving energy efficiency in privately owned buildings. Specifically, the focus should be on optimising building air conditioning systems and integrating bioclimatic solutions. This involves adopting technologies and practices that reduce energy demand for cooling, such as the use of building materials with suitable thermal properties, the installation of thermal insulation, the maximisation of natural ventilation, and the implementation of efficient air conditioning systems, with a view to improving comfort conditions inside homes throughout all seasons of the year.</p> <p>Demonstration project: URBANEW. This project brings together the seven member cities of the EC Cities Mission to work on different local pilot projects related to the deployment of renewable energies and energy rehabilitation in the residential sector. In Valencia, it focused on characterising energy renovation solutions in typical buildings in the city, mobilising the relevant</p>



		<p>stakeholders in the city and producing renovation guidelines for professionals and citizens.</p> <p>Demonstration project: URBANEW EMC3. Continuation of the URBANEW project, formed mainly by the consortium of the seven Spanish Mission cities. On this occasion, following the same lines, the city pilots are now taking on a city-wide scale. In Valencia, work is being done to develop the Energy Offices management model as a one-stop shop for energy rights, renewable energy deployment and energy rehabilitation, with the aim of studying how to improve their current functioning and/or implement new offices in other neighbourhoods of the municipality.</p> <p>Demonstration project: EBENTO. In order to promote the implementation of energy performance contracts focused on energy rehabilitation in the residential sector, a digital one-stop shop is being developed to aggregate demand and supply for these actions, as well as to monitor the works and track energy expenditure and comfort conditions.</p> <p>Demonstration project: NEST NEST promotes a sustainable energy system and citizen empowerment to carry out energy renovations in buildings and homes through energy communities, offering support, advice and assistance services so that energy communities, collective renovation groups (CLRs) and neighbours can successfully carry out energy renovation projects.</p>
Reference to the impact pathway	Sub-sector	<ul style="list-style-type: none"> <li>• Building renovations</li> <li>• Efficient lighting and appliances</li> <li>• Low-emission heat generation (heating decarbonisation)</li> </ul>
	Systemic lever	<ul style="list-style-type: none"> <li>• Technology and infrastructure</li> <li>• Financing and investment</li> <li>• Democracy and participation</li> <li>• Governance and Policy</li> <li>• Learning and Skills</li> </ul>
	Short- and medium-term changes	<ul style="list-style-type: none"> <li>• Renovation rate of 2.5% per annum to reach 52,000 renovated homes by 2030:             <ul style="list-style-type: none"> <li>○ Improved insulation and building envelopes.</li> <li>○ Implementation of passive energy-saving measures.</li> <li>○ Improved energy efficiency of HVAC equipment, lighting, appliances, etc.</li> </ul> </li> </ul>



		<ul style="list-style-type: none"> <li>○ Replacement of fossil fuel-based equipment (boilers, gas cookers) with electrical and renewable equipment.</li> <li>○ Implementation of renewable energies (photovoltaic, geothermal, aerothermal, etc.).</li> <li>○ Development of energy storage systems.</li> <li>○ Implementation of charging systems for electric vehicles.</li> <li>○ Implementation of demand management and consumption control systems.</li> <li>● Greater incorporation of the life cycle perspective of materials in regeneration processes to optimise the environmental impact of the construction sector.</li> <li>● Creation of neighbourhood energy communities in apartment blocks.</li> </ul>
Implementation	Organisations/individuals responsible for implementation	Valencia City Council <ul style="list-style-type: none"> <li>● Department of Urban Planning, Housing and Licensing</li> <li>● AUMSA</li> </ul> Valencia Climate and Energy
	Scale of action and target entities	<ul style="list-style-type: none"> <li>● City scale</li> <li>● General public</li> </ul>
	Stakeholders	<ul style="list-style-type: none"> <li>● Valencia City Council</li> <li>● Cabanyal Canyameler Plan</li> <li>● Neighbourhood associations</li> <li>● Construction companies</li> <li>● IDAE</li> <li>● Association of Property Administrators of Valencia and Castellón</li> </ul>
	Comments on implementation	<ul style="list-style-type: none"> <li>● 2020-2030</li> <li>● Guided by the European Renovation Wave</li> </ul>
	Contributions from the Valencia Sustainable Forum	<ul style="list-style-type: none"> <li>● European project One Click RENO, renovation passport (renovation roadmaps) estimates with just one click on the building on a map. It helps to unlock the renovation process for citizens and provides a template for professionals. Other similar tools Renoveu/Renueva.</li> <li>● Integration of natural elements into buildings. Use of biomaterials and CDW</li> </ul>



		<p>(interior cladding). Expansion of natural resources in buildings as a source of energy. Life Programme. Incorporate nature-based solutions into building renovation. Sustainability labels in construction: BREEAM, VERDE.</p> <ul style="list-style-type: none"> <li>• Proposal for the City Council to specify the levels required in renovation for sustainability seals.</li> <li>• Project Plan.0 offers detailed energy models of buildings, city-level energy modelling based on clusters, and outdoor comfort measurement and modelling.</li> <li>• Need for financing and advance aid before starting work.</li> <li>• Encourage and promote citizen self-organisation for residential and energy renovation through cooperatives for the renovation of homes, buildings and neighbourhoods with shared energy consumption.</li> <li>•</li> </ul>
Impacts and costs	Renewable energy generated (if applicable)	N/A
	Energy eliminated/replaced, volume or type of fuel	N/A
	Estimated GHG emissions reduction (total)	<ul style="list-style-type: none"> <li>• This action contributes to the overall reduction in emissions associated with the Building Renovations sub-sector, amounting to 27 ktonnes.</li> <li>• This action contributes to the overall reduction in emissions associated with the Efficient lighting and appliances subsector, amounting to 79 ktonnes.</li> <li>• This action contributes to the overall reduction in emissions associated with the Low-emission heat generation (heating decarbonisation) sub-sector, amounting to 193 ktonnes.</li> </ul>
	Total costs and costs per unit of CO2e	<ul style="list-style-type: none"> <li>• Total cost: €670,000,000</li> </ul>

B-2.2: Individual action plans



Action scheme	Name of the action	UV-2 Promotion of new types of housing
	Type of action	AU Programme Urban regeneration and access to housing
	Description of the action	<p>This action aims to promote, through institutions, the regulation and promotion of new housing models and types adapted to new social needs and incorporating elements of resilience to climate change and reduced resource and energy use. This would include new cooperative housing models, co-housing models, or other housing options adapted to different groups. In this regard, the intergenerational perspective stands out, enabling coexistence between people with diverse realities and needs.</p> <p>Demonstration project: Intergenerational housing building with 91 affordable rental homes in the Moreras neighbourhood, developed by AUMSA. The design of this project incorporates a cross-cutting gender perspective and the concept of shared care ethics, which are applied in the design parameters of the homes, the building and the urban complex, as well as in the technical specifications for the tender for the work and the allocation of homes to applicants.</p>
Reference to the impact pathway	Sub-sector	<ul style="list-style-type: none"> <li>• New nearly zero-energy buildings</li> </ul>
	Systemic lever	<ul style="list-style-type: none"> <li>• Technology and Infrastructure</li> <li>• Financing and Investment</li> <li>• Social Innovation</li> <li>• Democracy and Participation</li> <li>• Governance and Policy</li> <li>• Learning and Skills</li> </ul>
	Short- and medium-term changes	<ul style="list-style-type: none"> <li>• Deployment of regulations and promotion of new housing models and types adapted to new social needs and incorporating elements of sufficiency and resilience in the face of climate change.</li> </ul>
Implementation	Bodies/persons responsible for implementation	<p>Valencia City Council</p> <ul style="list-style-type: none"> <li>• Department of Urban Planning, Housing and Licensing</li> <li>• Social Welfare Department</li> <li>• AUMSA</li> </ul>



	Scale of action and target entities	<ul style="list-style-type: none"> <li>• City scale</li> <li>• General public, with a special focus on young people and the elderly</li> </ul>
	Actors involved	<ul style="list-style-type: none"> <li>• Valencia City Council</li> <li>• Youth associations</li> <li>• Associations for older people</li> </ul>
	Comments on implementation	N/A
Impacts and costs	Renewable energy generated (if applicable)	N/A
	Energy eliminated/replaced, volume or type of fuel	N/A
	Estimated GHG emissions reduction (total)	<ul style="list-style-type: none"> <li>• This action contributes to the overall reduction in emissions associated with the New nearly zero-energy buildings sub-sector, amounting to 7 ktonnes.</li> </ul>
	Total costs and costs per unit of CO2e	<ul style="list-style-type: none"> <li>• Total cost: N/A</li> </ul>

B-2.2: Individual action schemes		
Action plan	Name of action	UV-3 Energy efficiency in public buildings
	Type of action	AU Programme Municipal energy efficiency
	Description of action	<p>We aim to promote the renovation of public buildings from an energy efficiency perspective. Among other things, we intend to develop energy renovation processes in Tabacalera, municipal nurseries and schools, the Municipal History Museum, the City Museum, the Palau de la Música, Punt de Ganxo, the Palau d' , conference centres and municipal markets, prioritising the installation of efficient air conditioning systems that adapt these buildings to human well-being, given the consequences of climate change and extreme weather events.</p> <p>There are renaturalisation actions that help improve energy efficiency. The incorporation of natural</p>



		<p>elements, such as vertical gardens, green roofs and landscaped interior courtyards, not only adds aesthetic beauty to the urban landscape, but also provides significant functional benefits. These elements act as natural insulators, reducing heat transfer between the interior and exterior of buildings, which leads to a decrease in the need for cooling systems.</p> <p>Demonstration project: Comprehensive renovation of the Valencia Newspaper Library in Tres Forques with energy efficiency criteria and Next Generation funding.</p>
Reference to the impact pathway	Sub-sector	<ul style="list-style-type: none"> <li>• Building renovations</li> <li>• Efficient lighting and appliances</li> <li>• Low-emission heat generation (heating decarbonisation)</li> </ul>
	Systemic lever	<ul style="list-style-type: none"> <li>• Technology and infrastructure</li> <li>• Learning and skills</li> </ul>
	Short- and medium-term changes	<ul style="list-style-type: none"> <li>• Increase energy efficiency in public buildings by 27% by 2030.</li> </ul>
Implementation	Organisations/individuals responsible for implementation	<p>Valencia City Council</p> <ul style="list-style-type: none"> <li>• Human and Technical Resources, Heritage, Participation and Districts Department</li> </ul>
	Scale of action and target entities	<ul style="list-style-type: none"> <li>• City scale</li> <li>• Public employees</li> <li>• General public</li> </ul>
	Actors involved	<ul style="list-style-type: none"> <li>• Valencia City Council</li> <li>• Public employees</li> <li>• Installation companies</li> <li>• IDAE</li> <li>• IVACE</li> <li>• Valencian Building Institute</li> </ul>
	Comments on implementation	<ul style="list-style-type: none"> <li>• 2020-2024</li> </ul>
	Contributions from the Sustainable Valencia Forum	<ul style="list-style-type: none"> <li>• European FACILITA project: creating a one-stop shop for the renovation of public buildings, aimed at municipalities. Focused on meeting minimum energy efficiency standards and in line with the National Building Renovation Plan.</li> </ul>



Impacts and costs	Renewable energy generated (if applicable)	N/A
	Energy eliminated/replaced, volume or type of fuel	N/A
	Estimated GHG emissions reduction (total)	<ul style="list-style-type: none"> <li>• This action contributes to the overall reduction in emissions associated with the Building Renovations subsector, amounting to 27 ktonnes.</li> <li>• This action contributes to the overall reduction in emissions associated with the Efficient lighting and appliances subsector, amounting to 79 ktonnes.</li> <li>• This action contributes to the overall reduction in emissions associated with the Low-emission heat generation (heating decarbonisation) subsector, amounting to 193 ktonnes.</li> </ul>
	Total costs and costs per unit of CO2e	<ul style="list-style-type: none"> <li>• Total cost: €15,000,000</li> </ul>

B-2.2: Individual action plans		
Action scheme	Name of the action	UV-4 Carbon footprint in sports facilities
	Type of action	AU Programme Municipal energy efficiency
	Description of action	<p>Comprehensive renovation of the city's oldest and most emblematic neighbourhood sports centres, as part of a strategy for the sustainable development of public buildings within the city's energy planning. This action also advocates the development of new tax incentive instruments that would positively tax this type of action in privately owned sports facilities.</p> <p>Demonstration project: Comprehensive refurbishment of the Cabanyal-Canyamelar sports centre with energy efficiency criteria and Next Generation funding.</p>
	Sub-sector	<ul style="list-style-type: none"> <li>• Building renovations</li> <li>• Efficient lighting and appliances</li> </ul>



Reference to the impact pathway		<ul style="list-style-type: none"> <li>• Low-emission heat generation (heating decarbonisation)</li> </ul>
	Systemic lever	<ul style="list-style-type: none"> <li>• Technology and infrastructure</li> <li>• Governance and Policy</li> <li>• Learning and Skills</li> </ul>
	Short- and medium-term changes	<ul style="list-style-type: none"> <li>• Comprehensive refurbishment of the city's oldest and most iconic neighbourhood sports centres.</li> </ul>
Implementation	Organisations/individuals responsible for implementation	Valencia City Council <ul style="list-style-type: none"> <li>• Human and Technical Resources, Heritage, Participation and Districts Department</li> </ul>
	Scale of action and target entities	<ul style="list-style-type: none"> <li>• City level – All municipal sports facilities</li> <li>• Public employees</li> <li>• General public</li> </ul>
	Stakeholders	<ul style="list-style-type: none"> <li>• Valencia City Council</li> <li>• Public employees</li> <li>• Installation companies</li> <li>• IDAE</li> <li>• IVACE</li> <li>• Valencian Building Institute</li> </ul>
	Comments on implementation	<ul style="list-style-type: none"> <li>• 2021-2026</li> </ul>
Impacts and costs	Renewable energy generated (if applicable)	N/A
	Energy eliminated/replaced, volume or type of fuel	N/A
	Estimated GHG emissions reduction (total)	<ul style="list-style-type: none"> <li>• This action contributes to the overall reduction in emissions associated with the Building Renovations subsector, amounting to 27 ktonnes.</li> <li>• This action contributes to the overall reduction in emissions associated with the Efficient lighting and appliances subsector, amounting to 79 ktonnes.</li> <li>• This action contributes to the overall reduction in emissions associated with the Low-emission heat generation (heating decarbonisation) subsector, amounting to 193 ktonnes.</li> </ul>



	Total costs and costs per unit of CO2e	<ul style="list-style-type: none"> <li>Total cost: €55,000,000</li> </ul>
--	--	---

B-2.2: Individual action plans		
Action scheme	Name of the action	UV-5 Comprehensive urban regeneration areas
	Type of action	AU Programme Urban regeneration and access to housing
	Description of action	Comprehensive urban regeneration areas are those areas of the city where comprehensive physical-spatial, social, economic and environmental intervention policies are to be implemented, i.e. integrated urban regeneration and a new city model. The plan is to continue working in the Cabanyal-Canyamelar-Cap de França area, continuing the actions developed through the Confianza, EDUSI and ARRUR Plans to complete the comprehensive regeneration of the neighbourhood. This action would include providing a solution for the block of port workers in accordance with the established plan, which will involve the purchase and exchange of homes, the construction of new residential blocks, the rehousing and social support of families.
Reference to the impact route	Sub-sector	Linked to the Impact Domain on Urban Planning and Habitat Emissions of the Valencia 2030 Climate Mission
	Systemic lever	<ul style="list-style-type: none"> <li>Technology and Infrastructure</li> <li>Financing and Investment</li> <li>Social Innovation</li> <li>Democracy and Participation</li> <li>Governance and Policy</li> <li>Learning and Skills</li> </ul>
	Short- and medium-term changes	<ul style="list-style-type: none"> <li>Comprehensive physical-spatial, social, economic and environmental intervention policies have been implemented, i.e. integrated urban regeneration and a new city model in the Cabanyal-Canyamelar-Cap de França area, continuing the actions developed through the Confianza, EDUSI and ARRUR Plans to complete the</li> </ul>



		<p>comprehensive regeneration of the neighbourhood.</p> <ul style="list-style-type: none"> <li>• Greater incorporation of the life cycle perspective of materials in regeneration processes to optimise the environmental impact of the construction sector.</li> <li>• Implementation of unified urban regeneration programmes for low-income housing blocks.</li> </ul>
Implementation	Organisations/individuals responsible for implementation	<p>Valencia City Council</p> <ul style="list-style-type: none"> <li>• Department of Urban Planning, Housing and Licensing</li> <li>• AUMSA</li> </ul>
	Scale of action and target entities	<ul style="list-style-type: none"> <li>• City scale, focusing on the Cabanyal-Canyamelar-Cap de França area</li> <li>• General public</li> </ul>
	Stakeholders	<ul style="list-style-type: none"> <li>• Valencia City Council</li> <li>• Neighbourhood associations</li> <li>• Construction companies</li> <li>• IDAE</li> </ul>
	Comments on implementation	<ul style="list-style-type: none"> <li>• Development under the Special Plan for Urban Quality Guidelines and the Design Guide for the Sustainable Transformation of Public Space in Valencia</li> </ul>
	Contributions from the Sustainable Valencia Forum	<ul style="list-style-type: none"> <li>• EU BARRIO Project. Add buildings in the Valencian Community with similar characteristics to propose an aggregate rehabilitation plan.</li> <li>• Renovation proposal to mitigate energy poverty.</li> <li>• Aggregate renovations. Promotion of industrialisation.</li> <li>• Do not lose sight of the "neighbourhood" aspect in order to keep neighbourhoods alive, with shops and services.</li> <li>• Assessment using indicators and data-based urban mapping. Across all areas of the city.</li> <li>• Promote and encourage social initiative cooperatives for social and labour inclusion, neighbourhood rehabilitation and access to housing.</li> </ul>



Impacts and costs	Renewable energy generated (if applicable)	N/A
	Energy eliminated/replaced, volume or type of fuel	N/A
	Estimated GHG emissions reduction (total)	<ul style="list-style-type: none"> <li>This Emissions Impact Domain is not included in the economic model. An estimate of the compensation potential of the action presented here will be studied in future iterations.</li> </ul>
	Total costs and costs per unit of CO2e	<ul style="list-style-type: none"> <li>Total cost: N/A</li> </ul>

B-2.2: Individual action plans		
Action plan	Name of action	UV-6 Sustainable and healthy school environments
	Type of action	New action based on the AU Valencia Educating City Programme
	Description of the action	<p>The action to naturalise schools and school routes is conceived as a comprehensive effort to transform educational environments and children's daily journeys, especially in vulnerable neighbourhoods, into greener, healthier spaces that are conducive to learning and the comprehensive development of students.</p> <p>This line of action proposes how to take advantage of school environments, their capillarity in cities and their educational and neighbourhood value as axes to promote the regeneration and urban transformation of the city. School environments offer a great opportunity in this regard: the social demand to adapt these spaces to 21st-century knowledge and challenges, combined with their distribution and available space, make them a unique opportunity to multiply actions and train the skills needed to face current urban challenges. Furthermore, they are a strategic point of intervention and represent a space for equity in terms of health, social issues and territory: after all, there are schools in every neighbourhood, so if action is taken in school environments, it gives not only children but also the community the opportunity to reap the benefits, restoring and strengthening the connection between these public spaces and the rest of the city. This approach involves taking a comprehensive approach to work in school environments from the point of view of mobility, the urban environment and renaturalisation, energy production and management, the adaptation of school buildings and playgrounds, sustainable and healthy food, water management, educational content and its relationship with the urban environment, and citizen and family participation.</p> <p>On the other hand, the main objective of this action is to create incentives and facilitate the management of school</p>



		<p>green spaces, promoting strategies to convert school playgrounds into greener spaces that provide children with a more friendly, cohesive environment that is connected to nature. In addition, it seeks to encourage the opening up of these spaces, which are normally restricted to the school community, to other uses and schedules. This involves considering school playgrounds as multifunctional spaces that can be used not only during school hours, but also outside of them, as places for community gatherings and recreational and educational activities for children and adults alike.</p> <p>Demonstration project: Plan Verde Escolar (School Green Plan) and Redibuixem l'Espai (We Redesign the Space), processes promoted by the Valencia City Council, which seek to propose renaturalisation in several pilot schools in the city through participatory processes with students, teachers and families.</p> <p>Demonstration project: School and leisure from 0 to 99 years old. It proposes using educational centres outside school hours to promote socialisation and carry out educational and cultural activities, with a programme of activities throughout the year. This would help to foster intergenerational relationships, creating meeting spaces between the city's younger and older groups.</p> <p>Demonstration project: CEIP Ciutat de Bolonia surroundings: The project involves work on the 900 m<sup>2</sup> of public space next to the school entrances, pedestrianising what was previously a traffic and parking lane and turning it into a small square and play area for pupils and their families, which also connects the school to the nearby Imago Park. The intervention improves the environmental quality in the area surrounding the school, reducing traffic, increasing green spaces, and creating a safe environment that facilitates childcare for families in the neighbourhood.</p> <p>Demonstration project: Renaturalisation of CEIP Ballester Fandos: Through the Natural[ment] project, the school playground is being renaturalised with the aim of turning it into a climate refuge. A comprehensive programme is also being implemented, including environmental education activities and activities to improve coexistence within the neighbourhood.</p>
Reference to the impact pathway	Sub-sector	There are no subsectors for this iteration of the Climate Agreement
	Systemic lever	<ul style="list-style-type: none"> <li>● Technology &amp; Infrastructure</li> <li>● Social Innovation</li> <li>● Democracy and Participation</li> <li>● Learning and Skills</li> </ul>
	Short- and medium-term changes	<ul style="list-style-type: none"> <li>● New green/bio-healthy circuits.</li> <li>● Creation of new urban gardens</li> <li>● SBNs deployed and capable of storing carbon, regulating water or controlling temperature, whether in public or private spaces, buildings, peri-urban environments, corridors, natural areas and coastal boundaries.</li> <li>● Improved climate adaptation capacity (temperature regulation, flood prevention, etc.)</li> </ul>



		<ul style="list-style-type: none"> <li>Strengthening of the social fabric, promoting intergenerational solidarity and community cohesion</li> <li>Promotion of equity in access to natural spaces and improvement of citizens' quality of life</li> </ul>
Implementation	Organisations/individuals responsible for implementation	<p>Valencia City Council</p> <ul style="list-style-type: none"> <li>Safety and Mobility Department</li> <li>Department of Urban Planning, Housing and Licensing</li> <li>Culture, Education, Sports and Fallas Department</li> </ul> <p>Valencian Regional Government Schools General public</p>
	Scale of action and target entities	<ul style="list-style-type: none"> <li>City level, especially in the most vulnerable neighbourhoods</li> <li>General public</li> <li>Educational centres in the city</li> </ul>
	Actors involved	<ul style="list-style-type: none"> <li>Valencia City Council</li> <li>Mobility Committee</li> <li>Neighbourhood associations</li> <li>City residents</li> <li>Parents' associations</li> <li>Educational centres in the city</li> </ul>
	Contributions from the Sustainable Valencia Forum	<ul style="list-style-type: none"> <li>Use of vacant lots for temporary purposes (gardens, etc.).</li> </ul>
	Comments on implementation	<p>2024-2030 Green and Biodiversity Plan – Action 1.8, 4.4 Valencia 2030 Urban Strategy. Local Action Plan – Line of Action 25.5: Sustainable and healthy school environments</p>
Impacts and costs	Renewable energy generated (if applicable)	Not applicable
	Energy eliminated/replaced, volume or type of fuel	N/A
	Estimated reduction in GHG emissions (total)	Sector not covered by the model. An estimate of the action's offset will be studied in future iterations.
	Total costs and costs per unit of CO <sub>2</sub> e	Not applicable

B-2.2: Individual action plans		
Action plan	Name of action	UV-7 Green Architecture Week



	Type of action	From an entity of the Valencia Sustainable Forum
	Description of action	<p>Under the title "Green Architecture Week 2025: Resources for sustainable architecture here and now", the second edition of an initiative promoted by the Valencia Regional Association of Architects (CTAV) is being held, aimed at promoting architecture, urban planning and sustainable building as key tools for the climate transition of the city of Valencia. The project is conceived as a space for meeting, training and knowledge transfer between professionals, public administration, universities, industry and citizens.</p> <p>The initiative will take place over several days, including the Sustainable Innovation Forum, which will combine informative, technical and participatory activities, including an international exhibition of projects using natural materials, conferences, round tables, presentations of environmental analysis tools, an exhibition of sustainable materials and technical visits. Public and private agents have actively participated in its development, with some participants in the Forum such as Valencia City Council, the Valencian Building Institute (IVE) and the Polytechnic University of Valencia (UPV), reinforcing inter-institutional cooperation.</p> <p>The main objective of Green Week is to provide practical and applicable resources that enable progress towards a decarbonised, resilient built environment that is aligned with climate neutrality objectives, promoting innovation, collective learning and changes in professional practices. CTAV aims to consolidate Green Architecture Week as an annual, stable initiative that is aligned with municipal sustainability and climate action strategies .</p>
Reference to the impact pathway	Sub-sector	<ul style="list-style-type: none"> <li>• Building renovations</li> <li>• New nearly zero-energy buildings</li> <li>• Low-emission heat generation (heating decarbonisation)</li> <li>• Low-emission electricity generation</li> <li>• Waste recycling</li> <li>• Renaturalisation, biodiversity and resilience</li> <li>• Economy and Industry</li> <li>• Urban planning and habitat</li> </ul>
	Systemic leverage	<ul style="list-style-type: none"> <li>• Technology and Infrastructure</li> <li>• Social Innovation</li> <li>• Governance and Policy</li> <li>• Learning and Skills</li> </ul>



	Short- and Medium-Term Changes	<ul style="list-style-type: none"> <li>• Increase technical knowledge about sustainable architecture and construction.</li> <li>• Facilitate the use of environmental analysis and carbon footprint tools.</li> <li>• Promote the incorporation of decarbonisation criteria in architectural projects.</li> <li>• Strengthen collaboration between government, universities, the professional sector and industry.</li> <li>• Raise awareness among professionals and the general public about the impact of the built environment.</li> </ul>
Implementation	Organisations/individuals responsible for implementation	Valencia Regional Association of Architects (CTAV)
	Scale of action and target entities	<ul style="list-style-type: none"> <li>• City scale</li> <li>• Architecture and construction professionals, public administrations, industrial sector, students and interested citizens</li> </ul>
	Actors involved	<ul style="list-style-type: none"> <li>• Valencia Innovation Capital (co-finances)</li> <li>• València Clima i Energia</li> <li>• Valencian Building Institute (IVE)</li> <li>• Polytechnic University of Valencia (UPV)</li> <li>• Companies and organisations in the sustainable construction sector (co-financing)</li> </ul>
	Comments on implementation	<ul style="list-style-type: none"> <li>• 2024 and 2025</li> <li>• Annual continuity forecast</li> </ul>
Impacts and costs	Renewable energy generated (if applicable)	-
	Energy eliminated/replaced, volume or type of fuel	Indirect
	Estimated GHG emissions reduction (total)	Indirect
	Total costs and costs per unit of CO2e	€21,859.21 total, co-financed



B-2.2: Individual action plans		
Action plan	Name of action	UV-8 University of Valencia Emissions Reduction Plan 2022–2030
	Type of action	From an entity of the Valencia Sustainable Forum
	Description of the action	<p>The University of Valencia (UV) Emissions Reduction Plan is the institutional roadmap for the progressive reduction of the university's carbon footprint in the period 2022–2030, in line with climate neutrality objectives and regional, national and European regulations on climate change.</p> <p>The Plan's main objective is to reduce greenhouse gas emissions per square metre of built area by 25%, taking 2022 as the base year, when the carbon footprint was 11.92 kg CO<sub>2</sub>e/m<sup>2</sup>·year, and setting a target of achieving values equal to or less than 8.94 kg CO<sub>2</sub>e/m<sup>2</sup>·year by 2030.</p> <p>The planned actions focus primarily on reducing the consumption of fossil fuels, especially natural gas used for air conditioning in buildings, which is the main source of emissions from the UV. The Plan combines measures to improve the thermal envelope, optimise air conditioning systems, renovate and improve the efficiency of equipment, replace refrigerants with high global warming potential ( ), progressively electrify the vehicle fleet, and improve energy management and internal governance.</p> <p>In addition, the Plan envisages the development of a progressive emissions compensation programme, which will reach 5% of residual emissions by 2030, through officially registered projects and CO<sub>2</sub> absorption actions, particularly through the increase of green areas on university campuses.</p>
Reference to the impact pathway	Sub-sector	<ul style="list-style-type: none"> <li>• Energy efficiency in buildings</li> <li>• Reduction in fossil fuel consumption</li> <li>• Optimisation of thermal systems</li> <li>• Replacement of high GWP refrigerants</li> <li>• Electrification of institutional transport</li> <li>• Partial offsetting of GHG emissions</li> </ul>
	Systemic leverage	<ul style="list-style-type: none"> <li>• Technology and infrastructure</li> <li>• Financing and investment</li> <li>• Social innovation</li> <li>• Governance and Policy</li> <li>• Democracy and Participation</li> </ul>
	Short- and medium-term changes	<ul style="list-style-type: none"> <li>• Short term (2023–2025):</li> <li>• Improvement of thermal insulation in buildings and renovation of carpentry.</li> <li>• Optimisation of air conditioning systems and thermal zoning.</li> </ul>



		<ul style="list-style-type: none"> <li>• Replacement of equipment with more energy-efficient alternatives.</li> <li>• Implementation of energy monitoring and management tools.</li> <li>• Commencement of fleet renewal and deployment of charging points.</li> <li>• Progressive replacement of high GWP refrigerants where technically feasible.</li> <li>•</li> <li>• Medium term (2026–2030):</li> <li>• Sustained reduction in natural gas consumption associated with heating.</li> <li>• Increase in new and refurbished buildings with near-zero net emissions.</li> <li>• Consolidation of centralised energy management systems.</li> <li>• Systematic integration of climate criteria into budgets and procurement.</li> <li>• Stable development of the emissions compensation programme.</li> <li>• Overall reduction of 25% in the carbon footprint per square metre built.</li> </ul>
Implementation	Organisations/individuals responsible for implementation	<ul style="list-style-type: none"> <li>• University of Valencia</li> </ul>
	Scale of action and target entities	<p>Scale of action:</p> <ul style="list-style-type: none"> <li>• 109 university buildings distributed across the Blasco Ibáñez, Tarongers, Burjassot-Paterna and Ontinyent campuses, as well as other buildings scattered throughout the city of Valencia.</li> <li>• Institutional vehicle fleet.</li> </ul> <p>Final target audience:</p> <ul style="list-style-type: none"> <li>• University community (students, teaching and research staff, and technical and administrative staff).</li> <li>• Companies supplying goods, services, works and infrastructure to the UV.</li> </ul>
	Stakeholders	<ul style="list-style-type: none"> <li>• University of Valencia</li> <li>• Energy and facility maintenance companies</li> <li>• Equipment and infrastructure suppliers</li> <li>• Ministry for Ecological Transition and Demographic Challenge (Carbon Footprint Registry)</li> <li>• Entities collaborating in emissions compensation projects</li> </ul>
	Comments on implementation	The Plan covers the period from 2022 to 2030 and its implementation is subject to budget availability, public tendering processes and coordination with other strategic instruments of the UV, such as the Sustainability Master Plan and the Sustainable Mobility Plan. Actions will be carried out progressively, prioritising those with the greatest potential impact on reducing emissions.



Impacts and costs	Renewable energy generated (if applicable)	Progressive increase in photovoltaic generation on university building roofs.
	Energy eliminated/replaced, volume or type of fuel	Reduction in natural gas consumption for air conditioning and partial replacement with more efficient and electrified systems.
	Estimated reduction in GHG emissions (total)	Relative reduction of 25% in carbon footprint per m <sup>2</sup> built in the period 2022–2030.
	Total costs and costs per unit of CO <sub>2</sub> e	Mainly associated with investments in energy refurbishment, equipment renewal, energy management infrastructure and vehicle fleet, to be determined on the basis of each specific action.

B-2.2: Individual action plans		
Action plan	Name of the action	UV-9 NEIGHBOURHOOD
	Type of action	From an organisation belonging to the Valencia Sustainable Forum
	Description of action	<p>BARRIO (LIFE23-CET-BARRIO) is a European project that promotes the comprehensive energy renovation of existing buildings by aggregating demand at neighbourhood level, developing business models and deploying industrialised prefabricated solutions.</p> <p>The action is being implemented in four pilot projects: Emilia-Romagna (Italy), Golo Bardo in the district of Gabrovo (Bulgaria), Ravne na Koroškem (Slovenia) and the Valencian Community (Spain), representing European ecosystems with different levels of maturity in the renovation market. In all the pilot projects, a local ecosystem of agents is activated to co-design a digital tool that includes a Multidisciplinary Defragmentation Toolkit (DMT) and an Aggregated Prefabricated Industrialised Plans (APP) generator. The APPs allow the alignment of aggregate supply and demand for renovation and propose aggregate renovation plans, estimating the costs and benefits of combinations of measures to facilitate decision-making and accelerate the preparation of actions. The action incorporates training programmes for market actors and an approach to replicability and scaling beyond the duration of the project.</p>
Reference to the impact pathway	Sub-sector	<ul style="list-style-type: none"> <li>- Building renovations</li> <li>- Economy and Industry</li> <li>- Urban Planning and Habitat</li> </ul>



	Systemic lever	<ul style="list-style-type: none"> <li>- Technology and Infrastructure</li> <li>- Financing and Investment</li> <li>- Learning and Skills</li> </ul>
	Short- and medium-term changes	<ul style="list-style-type: none"> <li>- Group buildings into clusters using the BARRIO methodology, which can be adapted to different levels of maturity in the renovation market.</li> <li>- Integrate individual buildings into Aggregate Renovation Plans, articulating the connection between supply and demand at the neighbourhood level.</li> <li>- Generate aggregate plans that allow for phased renovation planning, structuring costs and benefits to accelerate decision-making.</li> <li>- Promote collaboration between agents in the value chain to enable aggregate projects.</li> <li>- Co-create and validate BARRIO's digital tools through the active participation of the local ecosystem in the pilots.</li> <li>- Activate and scale up industrialisation and prefabrication solutions already available in the pilots, facilitating their replicability in aggregate interventions.</li> <li>- Design and implement training programmes.</li> </ul>
Implementation	Organisations/individuals responsible for implementation	Certimac (project coordinator), IVE (responsible for the Spanish pilot)
	Scale of action and target entities	Neighbourhood scale: Valencian Community (ES pilot ecosystem). Target audience: homeowners' associations and homeowners; and, in general, actors in the local renovation ecosystem (demand and supply) interested in developing and executing aggregate renovation plans.
	Actors involved	Valencian Building Institute (IVE), B. Link, Eneffect, Econoler, Ubik, Housing Europe
	Comments on implementation	01/10/2024 – 30/09/2027 (36 months)
Impacts and costs*	Renewable energy generated (if applicable)	1.56 GWh/year
	Energy eliminated/replaced, volume or type of fuel	Final energy savings 7.92 GWh/year Primary energy savings 11.01 GWh/year
	Estimated GHG emissions reduction (total)	1,476.98 tCO <sub>2</sub> eq/year



	Total costs and costs per unit of CO2e	Total eligible cost of the project: €1,957,640.97 Cost per unit of CO <sub>2</sub> eq= €441.81/tCO <sub>2</sub> eq**
--	--	---

B-2.2: Individual action plans		
Action plan	Name of the action	UV-10 FACILITA – One-Stop-Shop for energy renovation in the Valencian Community
	Type of action	From an entity of the Valencia Sustainable Forum
	Description of the action	<p>FACILITA (LIFE23-CET-FACILITA) is a European project that promotes the launch and consolidation of a One-Stop-Shop (OSS) to accelerate the energy renovation of public buildings in the Valencian Community.</p> <p>The action focuses on the design, implementation and validation of a public OSS model, integrated into the regional ecosystem, which offers technical, administrative and financial support throughout the entire renovation process: from initial awareness-raising and building diagnosis to the definition of solutions, access to public aid and connection with market agents.</p> <p>FACILITA develops operational tools, working protocols and training materials aimed at both OSS technical staff and key players in the ecosystem (public administrations, professionals, financial agents), and validates the model through real pilot cases. The approach is aligned with European policies on renovation, the EPBD Directive and national and local strategies for decarbonising the building stock, with a view to scaling up and replicability beyond the duration of the project.</p>
Reference to the impact pathway	Sub-sector	<ul style="list-style-type: none"> <li>- Building renovations</li> <li>- Economy and Industry</li> <li>- Urban Planning and Habitat</li> </ul>
	Systemic lever	<ul style="list-style-type: none"> <li>- Technology and Infrastructure</li> <li>- Financing and Investment</li> <li>- Learning and Skills</li> </ul>
	Short- and medium-term changes	<ul style="list-style-type: none"> <li>- Strengthen the technical and operational capacities of public authorities in the field of energy renovation.</li> <li>- Facilitate the preparation and structuring of public energy renovation projects.</li> <li>- Reduce administrative, technical and coordination barriers affecting public action on renovation.</li> </ul>



		<ul style="list-style-type: none"> <li>- Improve the alignment of projects with regulatory frameworks, climate strategies and financing opportunities.</li> <li>- Strengthen coordination between public administrations and actors in the renovation ecosystem.</li> <li>- Generate a stable public OSS model that acts as an enabler for energy renovation policies.</li> <li>- Support the coherent deployment of local and regional climate transition strategies in the building stock.</li> </ul>
Implementation	Bodies/persons responsible for implementation	Valencian Building Institute (IVE) – coordinating body responsible for the deployment of the FACILITA OSS in the Valencian Community.
	Scale of action and target entities	Regional scale: Valencian Community, with application at local and municipal level (including the city of Valencia). Target persons or entities: local and regional public authorities; technical and decision-making staff of public administrations with responsibilities in building, energy and climate.
	Actors involved	Valencian Building Institute (IVE), AGENEX, ESCAN, BLINK, CREARA, Idead For Change
	Comments on implementation	01/10/2024 – 30/09/2027 (36 months)
Impacts and costs*	Renewable energy generated (if applicable)	0.72 GWh/year <i>(Estimated aggregate renewable energy production associated with public building energy renovation projects supported by FACILITA OSSs at the end of the project)</i>
	Energy eliminated/replaced, volume or type of fuel	Final energy savings: 1.72 GWh/year Primary energy savings: 2.7 GWh/year <i>(Aggregate impacts derived from energy renovation actions in public buildings promoted by public authorities with the support of FACILITA)</i>
	Estimated GHG emissions reduction (total)	500.67 tCO <sub>2</sub> eq/year <i>(Aggregate reduction in GHG emissions associated with energy renovation projects in public buildings facilitated by FACILITA's OSS)</i>
	Total costs and costs per unit of CO <sub>2</sub> e	Total eligible cost of the FACILITA project: €7.56 million of investment mobilised in sustainable energy at the end of the project. Cost per unit of CO <sub>2</sub> eq: not directly applicable, as this is an enabling action that mobilises public investment in multiple energy renovation projects, in line with the impact approach of the Grant Agreement.



B-2.2: Individual action schemes		
Action scheme	Name of the action	UV-11 OneClickRENO
	Type of action	From an organisation belonging to the Valencia Sustainable Forum
	Description of action	<p>OneClickRENO (LIFE-CET-2022) aims to accelerate deep renovation by equipping buildings with automated and customisable renovation passports, which translate the potential for improvement into a comprehensive and actionable step-by-step roadmap for different user profiles.</p> <p>To this end, the project is developing a platform based on Geographic Information Systems (GIS) that uses the location of the building and interoperates with existing tools (e.g. energy calculation and/or simulation) to generate phased renovation itineraries. As a methodological basis, OneClickRENO defines a passport model and a set of indicators that allow the benefits of each stage of the renovation to be demonstrated in a comparable way, facilitating interoperability with schemes such as the Energy Efficiency Certificate (EEC) and alignment with the EPBD framework.</p> <p>The generator tool is designed to produce estimates as a first approximation, relying on official schemes and sources combined with user-provided data. The result is an estimated roadmap with phased itineraries, geared towards the goal of achieving zero-emission buildings by 2050.</p> <p>The approach is designed for a network of actors in the renovation ecosystem: public administrations can use aggregated information and route preferences to support policy design and monitoring; professionals receive a passport as a starting point to adapt it to the reality of the building; and end users obtain clear guidance to start the renovation process.</p> <p>The project validates and demonstrates this approach in four pilot markets (Spain, Italy, the Netherlands and Ireland) and is replicated in Greece, complementing the demonstration with training actions and recommendations aimed at adoption, scalability and deployment at European level.</p>



Reference to the impact pathway	Sub-sector	<ul style="list-style-type: none"> <li>- Building renovations</li> <li>- Urban planning and housing</li> </ul>
	Systemic lever	<ul style="list-style-type: none"> <li>- Technology and Infrastructure</li> <li>- Financing and Investment</li> <li>- Learning and Skills</li> </ul>
	Short- and medium-term changes	<ul style="list-style-type: none"> <li>- Increase in-depth renovations</li> <li>- Involve key players (supply and demand, public administrations and financial institutions).</li> <li>- Facilitate the introduction of renovation passports</li> <li>- Ensure that phased refurbishment is reliable, cost-competitive and affordable</li> <li>- Incorporate non-energy aspects into renovation passports, including quantitative and qualitative indicators</li> <li>- Coordinate with existing support and financing schemes (analysis of public aid and financial products; support for access to financing)</li> <li>- Coordinate with one-stop shops for renovation and promote their online development based on the OneClickRENO concept.</li> <li>- Align the approach with European and national frameworks for the introduction of renovation passports</li> <li>- Address the interrelationship between renovation passports and energy efficiency certificates in the context of the revision of the Energy Efficiency of Buildings Directive.</li> </ul>
Implementation	Bodies/persons responsible for implementation	Valencian Building Institute (IVE)
	Scale of action and target entities	<p>National scale in Spain (pilot coordinated by the IVE) and Ireland. Regional scale in the Netherlands (provinces of Noord-Brabant, Gelderland, Utrecht and Zuid-Holland), Italy (Emilia-Romagna region) and Greece (Attica region).</p> <p>Target audience: owners/end users, renovation professionals and public officials/public administrations.</p>
	Actors involved	<p>Technical University of Vienna (TU WIEN), European Academy of Bolzano (EURAC), Certimac (CERTI), Stichting ISSO (ISSO), IHER Energy Services Limited (IHER), Ubik Geospatial Solutions (UBIK), Ideas for Change (IFC), TREK anaptyksiakon ipodomon ke ipiresion anonimi eteria (TREK), Union Internationale de la Propriete Immobiliere (UIPI), Territorial Association of Property Administrators of Valencia</p>



		and Castellón (CAFVC), GAMMA location labs limited (GAMMA), Demo consultants (DEMO).
	Comments on implementation	01/11/2023–31/10/2026 (36 months)
Impacts and costs*	Renewable energy generated (if applicable)	0.40 GWh/year
	Energy eliminated/replaced, volume or type of fuel	4.97 GWh/year of final energy savings 6.59 GWh/year primary energy savings
	Estimated GHG emissions reduction (total)	1,387.59 tCO <sub>2</sub> /year.
	Total costs and costs per unit of CO <sub>2</sub> e	Total eligible project cost: €1,841,785.65 Cost per unit of CO <sub>2</sub> e = £442.44/tonne CO <sub>2</sub> e**

B-2.2: Individual action plans		
Action scheme	Name of the action	E-1 Energy efficiency in public lighting
	Type of action	AU Programme Municipal energy efficiency
	Description of action	<p>The aim is to complete the transformation of the city's lighting by installing LED luminaires, thereby switching to a more efficient technology. In addition, a remote management system will be implemented for both control centres and luminaires throughout the installation, providing greater and better control, through which network operating information and faults will be transmitted telematically in real time, and the lighting control centres will be prepared and adapted to implement fibre optic communication, as a potential backbone structure for the deployment of elements in the Smart City.</p> <p>As of July 2025, the following will be in place:</p> <ul style="list-style-type: none"> <li>• Converted to more efficient technology: 92%.</li> <li>• Transition to LED technology: 65%.</li> <li>• The initial plan is expanded to include the replacement of obsolete supports.</li> </ul>



Reference to the impact route	Sub-sector	<ul style="list-style-type: none"> <li>• Low-emission electricity generation</li> </ul>
	Systemic lever	<ul style="list-style-type: none"> <li>• Technology and Infrastructure</li> <li>• Learning &amp; Skills</li> </ul>
	Short- and medium-term changes	<ul style="list-style-type: none"> <li>• Transformation of city lighting 100% completed with LED lighting, switching to more energy-efficient technology.</li> <li>• Replacement/transformation of 10,000 obsolete streetlights (pole/arm + luminaire) to LED.</li> <li>• Transformation of the 25,000 halide lamp luminaires pending to LED.</li> </ul>
Implementation	Organisations/individuals responsible for implementation	Valencia City Council <ul style="list-style-type: none"> <li>• Human and Technical Resources, Heritage, Participation and Districts Department</li> </ul>
	Scale of action and target entities	<ul style="list-style-type: none"> <li>• City scale</li> <li>• General public</li> </ul>
	Actors involved	<ul style="list-style-type: none"> <li>• Valencia City Council</li> <li>• Installation companies</li> </ul>
	Comments on implementation	<ul style="list-style-type: none"> <li>• 2023</li> </ul>
	Contributions from the Valencia Sustainable Forum	<ul style="list-style-type: none"> <li>• The IIE has developed regional, national and European projects on energy efficiency and electricity consumption characterisation, studying lighting and its potential improvements.</li> <li>• 100% of public lighting, as well as lighting in public buildings, must be converted to durable and efficient LED technology.</li> </ul>
Impacts and costs	Renewable energy generated (if applicable)	N/A
	Energy eliminated/replaced, volume or type of fuel	Upon completion of this process, a facility that in 2015 had an installed capacity of around 25,000 kW will have been converted into a facility of between 7,000 and 8,000 kW, resulting in a 58% reduction in energy costs within the scope of this project and a 65% reduction for the city as a whole.
	Estimated reduction in GHG emissions (total)	<ul style="list-style-type: none"> <li>• This action contributes to the overall reduction in emissions associated with the</li> </ul>



		low-emission electricity generation subsector, amounting to 387 ktonnes.
	Total costs and costs per unit of CO2e	<ul style="list-style-type: none"> <li>• Total cost of replacing all obsolete lighting fixtures and poles with efficient supports and lighting fixtures: €50,000,000.</li> <li>• Total cost of obsolete luminaires only: €25,000,000 (already completed)</li> <li>• Total cost of lampposts and luminaires: €25,000,000 (pending completion).</li> </ul>

B-2.2: Individual action plans		
Action plan	Name of action	E-2 Renewable energy production in public buildings
	Type of action	AU Programme Municipal energy efficiency
	Description of action	<p>We aim to increase the production of renewable energy using the production capacities offered by public infrastructure. Thus, we will focus on installing photovoltaic panels on the roofs of public buildings for self-consumption, so that surplus energy can be shared with economically vulnerable households and/or public housing. The feasibility of implementing a public pricing system for the provision of a municipal collective self-consumption service accessible to non-vulnerable households and small businesses will also be studied.</p> <p>Public green spaces or parking areas can be incorporated as potential active h s in the generation of sustainable energy, as envisaged in the Green and Biodiversity Plan. These spaces offer a large surface area that can be used for the installation of renewable technologies, such as photovoltaic solar panels integrated into awnings, pergolas and canopies, or even geothermal energy systems through the installation of underground heat exchange systems.</p> <p>Demonstration project: Réquiem in Power. The niches of five cemeteries in the city will be covered with 7,000 solar panels to increase the city's energy sovereignty and combat energy poverty, making it the largest urban solar plant. A total of 2.8 megawatts peak power will be installed, with the energy obtained being used for self-consumption by multiple municipal supply points, but also to launch</p>



		<p>a new energy service for vulnerable households identified by social services.</p> <p>Demonstration project: massive municipal self-consumption. The photovoltaic potential of all municipal roofs is being studied, as well as different collective self-consumption scenarios. An optimal scenario has been designed that includes the installation of approximately 65 facilities, which would represent about 12 MWp and cover 30% of the electricity consumption of more than 460 municipal buildings.</p> <p>The most suitable management models will be explored to optimise the profitability and use of the solar energy generated, and the incorporation of energy storage will be studied to expand the scope and renewable coverage of municipal consumption. In this regard, the Plan must be expanded to achieve the maximum possible coverage of all the energy required by the City Council, using the roofs of municipal buildings as necessary to install photovoltaic panels with storage.</p>
Reference to the impact pathway	Sub-sector	<ul style="list-style-type: none"> <li>• Low-emission electricity generation</li> </ul>
	Systemic lever	<ul style="list-style-type: none"> <li>• Technology and Infrastructure</li> <li>• Financing and Investment</li> <li>• Governance and Policy</li> <li>• Learning and Capacity Building</li> </ul>
	Short- and medium-term changes	<ul style="list-style-type: none"> <li>• Utilise 100% of our renewable energy production capacity in our infrastructure and public buildings before 2030, with the aim of public self-consumption and the allocation of part of the energy to households in situations of economic vulnerability.</li> <li>• Modification of the municipal ordinance on solar collection for thermal uses and updating of the PGOU (General Urban Development Plan) with the aim of promoting the implementation of renewable energy and storage systems.</li> <li>• Use of energy from renewable sources to account for 27% of the total in 2030.</li> </ul>
Implementation	Organisations/individuals responsible for implementation	<p>Valencia City Council</p> <ul style="list-style-type: none"> <li>• Human and Technical Resources, Heritage, Participation and Districts Department</li> </ul>



		<ul style="list-style-type: none"> <li>• Entities dependent on the City Council that manage municipal infrastructure</li> <li>• Social Welfare</li> <li>• Urban Planning, Housing and Licensing</li> </ul>
	Scale of action and target entities	<ul style="list-style-type: none"> <li>• City scale</li> <li>• Public employees</li> <li>• General public</li> </ul>
	Stakeholders	<ul style="list-style-type: none"> <li>• Valencia City Council</li> <li>• Public employees</li> <li>• Installation companies</li> <li>• IDAE</li> <li>• IVACE</li> <li>• Valencian Building Institute</li> <li>• GVA</li> </ul>
	Comments on implementation	<ul style="list-style-type: none"> <li>• 2023-2030</li> </ul>
	Contributions from the Valencia Sustainable Forum	<ul style="list-style-type: none"> <li>• FACILITA Project: OSS for local councils, assistance with planning interventions in municipal public buildings.</li> <li>• Take advantage of new self-consumption model with surplus transfer. Oversize AC systems for this transfer. Involve local council social services.</li> <li>• GEDERLAB, where projects such as INA SOLAR have been developed for the integration and optimal management of renewable resources in buildings and urban environments.</li> <li>• The production of renewables must be encouraged, and public buildings are a good example of how to give this a boost, but it must be approached from the perspective of the complete management of such generation: energy production, use of electrical energy (thermal energy: cooling and heating). Storage in synergy with local energy communities.</li> </ul>
Impacts and costs	Renewable energy generated (if applicable)	2.8 million megawatts
	Energy eliminated/replaced, volume or type of fuel	N/A



	Estimated GHG emissions reduction (total)	<ul style="list-style-type: none"> <li>This action contributes to the overall reduction in emissions associated with the low-emission electricity generation subsector, amounting to 387 ktonnes.</li> </ul>
	Total costs and costs per unit of CO2e	<ul style="list-style-type: none"> <li>Total demonstrator cost: €16,000,000</li> <li>Potential cost of the plan: €70,000,000</li> </ul>

B-2.2: Individual action plans		
Action scheme	Name of action	E-4 Neighbourhood Energy Communities
	Type of action	AU Energy Transition Programme
	Description of action	<p>Energy communities have been recognised as a central element of the new energy model, given their renewable, decentralised and democratising nature. An energy community is a new way of generating, using and managing energy at the local level through cooperation between different agents (citizens, local government and SMEs). Through this new model, citizens and other participating entities become active players in the energy sector, enabling them to produce and share renewable and local energy, offer energy efficiency services and promote sustainable modes of transport, among other things.</p> <p>In this way, we aim to accelerate the pace and change scale to replicate and expand the deployment of a network of neighbourhood energy communities, thereby changing the city's energy model. To this end, actions such as the analysis of the photovoltaic potential of the city's roofs; training and involvement of individuals and entities; promotion of participatory and training processes with interested parties; creation of a Valencian Network of CEBs; preparation of administrative documentation for CEBs; preparation of technical projects for the installations; definition of the social model of CEBs, including vulnerable people; administrative procedures; management of subsidies; implementation of the installations; social management of CEBs; and technical maintenance of the installations.</p> <p>The transfer of municipal rooftops for use by CEBs will be promoted through public tenders. Special emphasis will be placed on promoting the use of</p>



		<p>private rooftops owned by entities, companies and homeowners' associations, through mechanisms for collaboration with CEBs, with the aim of increasing the scope and scale of shared self-consumption in the city's neighbourhoods.</p> <p>Within this new energy model, the scope of renewable energy production and use must be expanded to include adaptation to extreme heat in order to accelerate the transition to a more sustainable and decentralised model. The incorporation of cooling systems at the building level, such as collective aerothermal systems, or neighbourhood or district cooling, provides a more efficient way of providing cooling through centralised cooling units. These systems are particularly important in the design of new developments, as they can be designed as an integrated system, although they can also be relevant in the renovation of existing neighbourhoods.</p> <p>Demonstration project: Castellar-L'Oiveral Local Energy Community. First pilot of a municipal rooftop energy community involving some 40 families, the Castellar energy cooperative, the Valencia Foundation Clima i Energia and families in energy poverty.</p>
Reference to the impact pathway	Sub-sector	<ul style="list-style-type: none"> <li>• Low-emission electricity generation</li> </ul>
	Systemic lever	<ul style="list-style-type: none"> <li>• Technology and Infrastructure</li> <li>• Financing and Investment</li> <li>• Social Innovation</li> <li>• Democracy and Participation</li> <li>• Governance and Policy</li> <li>• Learning and Skills</li> </ul>
	Short- and Medium-Term Changes	<ul style="list-style-type: none"> <li>• 100% of Valencia's neighbourhoods have local energy communities in place, bringing citizens together around collective renewable energy self-consumption projects as part of the city's energy model transformation by 2030.</li> <li>• At least 60% of CEBs allocate part of their production to families in energy vulnerability.</li> <li>• Creation of a Valencian Network of CEBs.</li> <li>• Approval and management of tax rebates for self-consumption.</li> </ul>



		<ul style="list-style-type: none"> <li>Review of administrative barriers to self-consumption.</li> </ul>
Implementation	Organisations/individuals responsible for implementation	<p>Valencia City Council</p> <ul style="list-style-type: none"> <li>Waste, Climate Improvement and Water Management Department</li> <li>Valencia Climate and Energy Foundation</li> <li>Human and Technical Resources, Heritage, Participation and Districts Department</li> </ul>
	Scale of action and target entities	<ul style="list-style-type: none"> <li>City scale</li> <li>City residents</li> </ul>
	Stakeholders	<ul style="list-style-type: none"> <li>Valencia City Council</li> <li>City residents</li> <li>Federation of Neighbourhood Associations</li> <li>Installation companies</li> <li>IDAE</li> <li>IVACE</li> <li>Valencian Building Institute</li> <li>Association of Property Administrators of Valencia</li> <li>Professional associations</li> <li>NGOs</li> </ul>
	Comments on implementation	<ul style="list-style-type: none"> <li>2020-2030</li> </ul>
	Contributions from the Valencia Sustainable Forum	<ul style="list-style-type: none"> <li>Make public shelters available to CELs.</li> <li>Facilitate synergies between social agents and CELs.</li> <li>Propose that social services provide contact with families in energy poverty.</li> <li>The aim of promoting the transfer of use of municipal roofs conflicts with the objectives of "renewable energy production in public buildings".</li> <li>50/50 Programme: how to coordinate collaboration with CELs for the use of space in educational centres.</li> <li>Synergies with other areas: biodiversity adaptation plan for Valencia.</li> <li>Encourage benefits for private entities that collaborate in the transfer of roofs.</li> <li>Commitment to adapting municipal roofs for the incorporation of solar plants.</li> <li>A very interesting initiative to address the problem of the different time lag between</li> </ul>



		<p>production and demand in non-dispatchable renewable energies. There is a lack of standardisation and interaction with all stakeholders (administration, electricity marketing).</p> <ul style="list-style-type: none"> <li>• BARRIO project: strong aggregation, demand and matchmaking. Collective energy actions can help with needs analysis.</li> <li>• The IIE has a line of research investigating the regulatory changes necessary for its correct implementation.</li> </ul>
Impacts and costs	Renewable energy generated (if applicable)	<ul style="list-style-type: none"> <li>• 10,000 kW of renewable power managed by Neighbourhood Energy Communities.</li> </ul>
	Energy eliminated/replaced, volume or type of fuel	N/A
	Estimated reduction in GHG emissions (total)	<ul style="list-style-type: none"> <li>• This action contributes to the overall reduction in emissions associated with the low-emission electricity generation subsector, amounting to 387 ktonnes.</li> </ul>
	Total costs and costs per unit of CO2e	<ul style="list-style-type: none"> <li>• Total cost: €37,000,000</li> </ul>

B-2.2: Individual action plans		
Action plan	Name of the action	E-4 Energy Offices
	Type of action	AU Programme Energy transition
	Description of action	<p>Energy Offices (one-stop shops) are a key tool for mobilising citizens and local actors around the energy transition, as well as facilitating their participation in the new efficient, emission-free, decentralised and democratic energy model.</p> <p>The offices provide local advice on issues such as the right to energy, energy bills, energy efficiency and renewable energy production in communities. They also serve as a link with citizens for other projects developed in neighbourhoods, such as 50/50 programmes, Neighbourhood Energy Communities (NEC), renovation programmes, etc.</p>



		<p>These offices answer specific questions: how to save energy, how to produce renewables, what to do if I can't pay my electricity bill at the end of the month, etc., offering practical advice and technical and financial assistance to act as catalysts for the energy transition in Valencia.</p> <p>Thus, we intend to deploy a network of energy advisory offices throughout the city. To this end, actions will be carried out such as: identifying and involving relevant actors, defining the services and management model, preparing spaces and training teams, developing action protocols, materials and guides, developing management and technical support tools, launching the advisory service, supporting and promoting the CEBs, and measuring results.</p> <p>Finally, this network of physical offices will be accompanied by a digital office offering online services, encompassing the information, materials and tools used by the physical offices, and enabling a more diverse audience in terms of age and geographical location to be reached.</p> <p>The network of Energy Offices has significant potential to play a crucial role in improving the resilience of communities to extreme heat. By providing socio-energy services to households and offering individualised support, these offices can help citizens adapt to heat by implementing specific measures that promote a sustainable culture. In this regard, there are plans to incorporate a kit of micro-measures for energy efficiency and bioclimatic design, designed to address the specific needs of each household and improve its ability to cope with heat in a more effective and sustainable manner. These micro-measures could include the installation of thermal insulation systems, the optimisation of natural ventilation, the installation of vegetation cover to provide shade, the use of building materials with suitable thermal properties, among other actions. In addition, Energy Offices could offer technical and financial advice for the implementation of these measures, as well as awareness-raising and training programmes to promote their adoption in the community. In this way, the capacity of communities to cope with extreme heat more effectively and sustainably could be strengthened, while promoting the transition to a more resilient and people-centred energy model.</p> <p>In addition to the above services, the Energy Offices will integrate an explicit focus on energy sufficiency,</p>
--	--	---



		<p>promoting the rational use of resources. Training materials and community workshops will be developed, focusing on frugal practices and habits that contribute to energy and material savings, such as community repair services, or tool banks.</p> <p>Demonstration project: Energy Office in Algirós. The first Energy Office has been operational since 2019 in the Algirós district. It has a dedicated team of five people to inform, advise and accompany citizens and the city's ecosystem on energy issues: the right to energy, energy efficiency, renewable energies and energy culture.</p> <p>Demonstration project: FEEL. Project aimed at integrating the principles of frugality, sufficiency and low technology into public energy and climate policies. In Valencia, it has worked on the evolution of the Energy Office model as local services from which to promote frugal habits and the rational use of resources, also allowing these approaches to be integrated into the updating of the Climate Agreement.</p>
Reference to the impact pathway	Sub-sector	<ul style="list-style-type: none"> <li>• Efficient lighting and appliances</li> <li>• Low-emission heat generation (decarbonisation of heating)</li> <li>• Low-emission electricity generation</li> </ul>
	Systemic lever	<ul style="list-style-type: none"> <li>• Social innovation</li> <li>• Democracy and participation</li> <li>• Learning and Skills</li> </ul>
	Short- and medium-term changes	<ul style="list-style-type: none"> <li>• A network of energy advice offices has been deployed across 100% of districts and towns, acting as the backbone of the energy transition in the decade leading up to 2030.</li> <li>• Savings on electricity bills for families in Valencia.</li> </ul>
Implementation	Organisations/individuals responsible for implementation	<p>Valencia City Council</p> <ul style="list-style-type: none"> <li>• Waste, Climate Improvement and Water Management Department</li> <li>• Valencia Climate and Energy Foundation</li> </ul>
	Scale of action and target entities	<ul style="list-style-type: none"> <li>• City scale</li> <li>• City residents</li> </ul>



	Stakeholders	<ul style="list-style-type: none"> <li>Valencia City Council</li> <li>City residents</li> <li>Federation of Neighbourhood Associations</li> <li>IDAE</li> <li>IVACE</li> <li>Consumer associations</li> <li>NGOs</li> <li>Professional associations</li> <li>Industry associations</li> </ul>
	Comments on implementation	<ul style="list-style-type: none"> <li>2019-2030</li> </ul>
	Contributions from the Valencia Sustainable Forum	<ul style="list-style-type: none"> <li>OCR project. Passport renewal, pre-calculation tools (renovEU).</li> <li>Transparent information on prices, concepts, fees, etc. must be promoted.</li> <li>The IIE at the UPV can provide training and information on issues relating to the energy market, billing, taxes, energy communities, the role of the aggregator, etc. Courses are taught and projects are developed on these topics on an ongoing basis.</li> </ul>
Impacts and costs	Renewable energy generated (if applicable)	Not applicable
	Energy eliminated/replaced, volume or type of fuel	Not applicable
	Estimated reduction in GHG emissions (total)	<ul style="list-style-type: none"> <li>This action contributes to the overall reduction in emissions associated with the efficient lighting and appliances sub-sector, amounting to 79 ktonnes.</li> <li>This action contributes to the overall reduction in emissions associated with the Low-emission heat generation (heating decarbonisation) subsector, amounting to 193 ktonnes.</li> <li>This action contributes to the overall reduction in emissions associated with the Low-emission electricity generation subsector, amounting to 387 ktonnes.</li> </ul>
	Total costs and costs per unit of CO2e	<ul style="list-style-type: none"> <li>Total cost: €17,000,000</li> </ul>



B-2.2: Individual action plans		
Action scheme	Name of the action	E-5 50/50 Programme
	Type of action	AU Programme Energy transition
	Description of action	<p>50/50 is a recognised example of practical cooperation and the implementation of local initiatives to tackle the problem of rising temperatures and energy transition. The idea, which was created and tested in Germany in the 1990s, can be summarised as promoting energy efficiency and savings in public schools, whereby 50% of the energy savings achieved are returned to the schools through a financial contribution that the school can use as it sees fit, while the remaining 50% is reinvested in further energy efficiency measures at the school. The aim is therefore to promote a new energy culture among different groups in society (students, teachers, school management teams, families, etc.), while achieving short-term energy and financial savings, highlighting the power of citizen action.</p> <p>Based on more than four years of experience implementing this initiative in the city, mainly in primary and secondary schools, it is proposed to change the scale and broaden the focus of the 50/50 programme, implementing it in other centres, groups and entities in the city, such as secondary schools, adult education centres and other municipal centres. The aim is therefore not only to scale up the initiative so that it reaches all educational centres in Valencia, but also to apply this environmental education and energy saving service to other public and private groups in the city. To this end, actions such as the following are being considered: communication of the programme and involvement of stakeholders, creation of a badge and an award for participating entities, creating multidisciplinary teams for its implementation, developing methodologies, protocols and materials, implementing the programme, revitalising work sessions, linking up with other projects and initiatives to combat rising temperatures, collaborating with CEBs by using the roofs of participating buildings for collective installations, etc.</p>



Reference to the impact pathway	Sub-sector	<ul style="list-style-type: none"> <li>• Efficient lighting and appliances</li> <li>• Low-emission heat generation (heating decarbonisation)</li> <li>• Low-emission electricity generation</li> </ul>
	Systemic lever	<ul style="list-style-type: none"> <li>• Financing and investment</li> <li>• Social innovation</li> <li>• Democracy and participation</li> <li>• Learning and Skills</li> </ul>
	Short- and medium-term changes	<ul style="list-style-type: none"> <li>• 100% of public schools participating in the 50/50 programme to promote energy efficiency and savings by 2030.</li> <li>• Savings on electricity bills for educational centres.</li> </ul>
Implementation	Organisations/individuals responsible for implementation	Valencia City Council <ul style="list-style-type: none"> <li>• Waste, Climate Improvement and Water Management Department</li> <li>• Culture, Education, Sports and Fallas Department</li> </ul> Educational centres
	Scale of action and target entities	<ul style="list-style-type: none"> <li>• City scale</li> <li>• Educational centres in the city</li> </ul>
	Actors involved	<ul style="list-style-type: none"> <li>• Valencia City Council</li> <li>• Educational centres in the city</li> <li>• Parents' associations</li> </ul>
	Comments on implementation	<ul style="list-style-type: none"> <li>• 2017-2030</li> </ul>
	Contributions from the Valencia Sustainable Forum	<ul style="list-style-type: none"> <li>• The initiative is very interesting, but the decarbonisation of heating should be expanded. This action should be extended to cooling due to the increase in the number of hot months that were not previously considered.</li> <li>• The UPV is developing a strategy to replace the boilers that provide heating to classrooms, and laboratories. A public procurement of innovation project is underway.</li> </ul>
Impacts and costs	Renewable energy generated (if applicable)	N/A



	Energy eliminated/replaced, volume or type of fuel	N/A
	Estimated GHG emissions reduction (total)	<ul style="list-style-type: none"> <li>• This action contributes to the overall reduction in emissions associated with the Efficient Lighting and Appliances sub-sector, amounting to 79 ktonnes.</li> <li>• This action contributes to the overall reduction in emissions associated with the Low-emission heat generation (heating decarbonisation) subsector, amounting to 193 ktonnes.</li> <li>• This action contributes to the overall reduction in emissions associated with the Low-emission electricity generation subsector, amounting to 387 ktonnes.</li> </ul>
	Total costs and costs per unit of CO2e	<ul style="list-style-type: none"> <li>• Total cost: €1,600,000</li> </ul>

B-2.2: Individual action plans		
Action scheme	Name of the action	E-6 Energy culture
	Type of action	AU Energy Transition Programme
	Description of action	<p>Energy is an unfamiliar topic for most of the population, who see it as a highly technical issue that has little relevance or impact on their lives. Furthermore, society has endured decades of a centralised and opaque energy model that left very little room for manoeuvre for end consumers, leading to mistrust, disengagement and apathy. Now, however, there is a need for an educated, informed and empowered citizenry to lead the energy transition towards a radically new model that is renewable, decentralised, emission-free, democratic and fair. We must put the citizenry at the centre, not only to accelerate the necessary changes, but also to ensure that no one is left behind. For this reason, we propose implementing a massive communication and awareness campaign to foster a new energy culture among the population. In addition, the focus will be on improving comfort, health and adaptation to</p>



		<p>extreme heat as direct benefits of an efficient and fair energy model. This campaign will have three interrelated and complementary objectives:</p> <ul style="list-style-type: none"> <li>• Raise awareness: convey the importance of changing the energy model to combat adverse weather phenomena and defend the right to energy for the entire population. Emphasise the opportunity offered by energy change to transform the city into a pleasant, sustainable, green, prosperous and inclusive place. Frugality will be promoted as a positive and realistic attitude that allows for the optimisation of energy and resource use without sacrificing well-being.</li> <li>• Motivating action: providing sufficient information and tools to motivate citizens to participate in and promote energy transition projects, such as: energy renovation of houses and buildings, energy communities, collective self-consumption, shared electric mobility systems. Simple and affordable solutions will also be promoted, such as natural ventilation, plant shading and daily saving habits, adapted to each neighbourhood's circumstances.</li> <li>• Highlighting value: raising awareness of good practices and success stories from citizens, public administrations and private companies. The aim is to offer real examples of what the new energy model means, bring energy closer to citizens, break down mistrust and inspire action by other people and entities.</li> </ul> <p>This campaign includes, among other things, the following aspects:</p> <ul style="list-style-type: none"> <li>• Organising talks, events and workshops with citizens and different professional sectors to discuss energy and environmental concepts, reaching all areas of the city. For example, in terms of basic and simple guidelines for generating energy self-learning, or highlighting local references in terms of sufficiency or low- technology solutions as strategies for reducing energy consumption.</li> <li>• Produce guides, manuals, infographics, audiovisual resources, posters, creative content, interviews, press releases, etc. for the press, website, social media, transport, and advertising media.</li> <li>• Collaborate with the city's five pillars to multiply the impact of the campaign through replication and decentralisation: parallel events, sectoral talks, poster production, use of campaign stamps, etc.</li> </ul>
	Sub-sector	<ul style="list-style-type: none"> <li>• Efficient lighting and appliances</li> </ul>



Reference to the impact channel		<ul style="list-style-type: none"> <li>• Low-emission heat generation (decarbonisation of heating)</li> <li>• Low-emission electricity generation</li> </ul>
	Systemic lever	<ul style="list-style-type: none"> <li>• Social innovation</li> <li>• Democracy and participation</li> <li>• Learning and Skills</li> </ul>
	Short- and medium-term changes	<ul style="list-style-type: none"> <li>• Ambitious campaign deployed alongside other demonstration projects, successfully increasing public interest and maximising impact.</li> </ul>
Implementation	Organisations/individuals responsible for implementation	Valencia City Council <ul style="list-style-type: none"> <li>• Waste, Climate Improvement and Water Management Department</li> <li>• Valencia Climate and Energy Foundation</li> </ul>
	Scale of action and target entities	<ul style="list-style-type: none"> <li>• City scale</li> <li>• City residents</li> </ul>
	Stakeholders	<ul style="list-style-type: none"> <li>• Valencia City Council</li> <li>• City residents</li> <li>• Federation of Neighbourhood Associations</li> <li>• Media</li> </ul>
	Comments on implementation	<ul style="list-style-type: none"> <li>• 2023-2030</li> </ul>
	Contributions from the Sustainable Valencia Forum	<ul style="list-style-type: none"> <li>• Games derived from R&amp;D activities. DRIVE-0 / SAVE the Homes projects / cards, boards.</li> <li>• Positive visions: "We want renewables", training for journalists to avoid mistakes, visits to Energy Offices.</li> </ul>
Impacts and costs	Renewable energy generated (if applicable)	Not applicable
	Energy eliminated/replaced, volume or type of fuel	Not applicable
	Estimated GHG emissions reduction (total)	<ul style="list-style-type: none"> <li>• Not applicable</li> </ul>
	Total costs and costs per unit of CO2e	<ul style="list-style-type: none"> <li>• Total cost: €2,500,000</li> </ul>



B-2.2: Individual action plans		
Action plan	Name of the action	E-7 Municipal Strategy to tackle Energy Poverty
	Type of action	New, based on the Valencia Climate and Energy Strategic Plan
	Description of the action	<p>Development and implementation of a strategy to tackle energy vulnerability in the city of Valencia, with the aim of establishing a clear strategy that complements other actions already underway, in order to address this problem in the city in a coordinated and effective manner. The strategy includes: conceptualisation of the phenomenon in the city of Valencia, diagnosis and updating of the main indicators broken down at neighbourhood level, and definition of an action plan based on four strategic lines:</p> <ul style="list-style-type: none"> <li>• Governance, to coordinate actions: Technical Commission, evaluation of indicators, advocacy</li> <li>• Prevention, to reduce vulnerability factors: training, rehabilitation, protocols, neighbourhood actions.</li> <li>• Correction, to support vulnerable households: technical advice, training and support, shared renewables, shelters</li> <li>• Emergency, to provide an immediate response: direct aid, agreements with suppliers.</li> </ul> <p>The Strategy is being developed in a participatory manner, both internally within the City Council through an ad hoc internal commission and externally through consultation with external actors. A holistic approach is being adopted, as it is intended to address energy vulnerability from different areas: housing, health, consumption, education, specific attention to specific groups (the elderly, children and young people, equality) Key areas and specific measures for action.</p>
Reference to the impact pathway	Sub-sector	<ul style="list-style-type: none"> <li>• Efficient lighting and appliances</li> <li>• Low-emission heat generation (decarbonisation of heating)      Low-emission electricity generation</li> </ul>
	Systemic lever	<ul style="list-style-type: none"> <li>• Social innovation</li> <li>• Democracy and participation</li> <li>• Learning and Skills</li> </ul>
	Short- and medium-term changes	<ul style="list-style-type: none"> <li>• Comprehensive Strategy to Address Energy Vulnerability approved in 2025.</li> <li>• Municipal team operational in 2026.</li> </ul>



		<ul style="list-style-type: none"> <li>Development of the plan's actions until 2030.</li> </ul>
Implementation	Organisations/individuals responsible for implementation	Valencia City Council <ul style="list-style-type: none"> <li>Waste, Climate Improvement and Water Management Department</li> <li>Valencia Climate and Energy Foundation</li> <li>Social Welfare Department</li> </ul>
	Scale of action and target entities	<ul style="list-style-type: none"> <li>City scale</li> <li>City residents</li> <li>Vulnerable groups.</li> </ul>
	Actors involved	<ul style="list-style-type: none"> <li>Valencia City Council</li> <li>City residents</li> <li>Federation of Neighbourhood Associations</li> <li>NGOs</li> </ul>
	Comments on implementation	<ul style="list-style-type: none"> <li>2025-2030</li> </ul>
	Contributions from the Sustainable Valencia Forum	<ul style="list-style-type: none"> <li>In this case, it is crucial to take into account the cost of the energy transition for citizens. Use should be made of formulas such as social leasing through financial instruments such as the European Social Funnel.</li> </ul>
Impacts and costs	Renewable energy generated (if applicable)	Not applicable
	Energy eliminated/replaced, volume or type of fuel	Not applicable
	Estimated GHG emissions reduction (total)	<ul style="list-style-type: none"> <li>This action contributes to the overall reduction in emissions associated with the Efficient Lighting and Appliances sub-sector, amounting to 79 ktonnes.</li> <li>This action contributes to the overall reduction in emissions associated with the Low-emission heat generation (heating decarbonisation) subsector, amounting to 193 ktonnes.</li> <li>This action contributes to the overall reduction in emissions associated with the Low-emission electricity generation subsector, amounting to 387 ktonnes.</li> </ul>



	Total costs and costs per unit of CO2e	Not applicable
--	--	----------------

B-2.2: Individual action plans		
Action scheme	Name of the action	AAL-1 Waste management
	Type of action	AU Programme Water, sanitation and waste
	Description of action	<p>This action focuses on achieving better waste management in the city, among other things by strengthening the four selective collection systems currently in place. The new contract for sustainable urban waste management and cleaning of public spaces will introduce significant environmental improvements. These include: the introduction of zero-emission and/or eco-labelled machinery and vehicles; the use of non-polluting and/or renewable fuels ; the use of non-potable water for street cleaning; and the renewal of more than 50% of the container fleet, which will be accessible and friendly to the image of the streets and neighbourhoods, as well as having locations that minimise disruption to the neighbourhood, shops and hotels. A local waste plan will be drawn up for Valencia, which will include the different waste collection models in the districts of Valencia, with a special study of the city's monumental and historical areas, as well as pedestrian mobility.</p> <p>Demonstration project: Modernisation of EMTRE treatment plants for greater circularity in waste management, increasing waste recovery and reducing waste disposal.</p>
Reference to the impact pathway	Sub-sector	<ul style="list-style-type: none"> <li>Waste recycling</li> </ul>
	Systemic lever	<ul style="list-style-type: none"> <li>Technology and infrastructure</li> <li>Financing and Investment</li> <li>Learning and Skills</li> </ul>
	Short- and medium-term changes	<ul style="list-style-type: none"> <li>New 15-year contract for the sustainable management of urban waste and the cleaning of public spaces that meets 100% of the climate mission requirements.</li> </ul>



		<ul style="list-style-type: none"> <li>• Elimination/reduction of coastal dumping during the rainy season, improving bathing water quality.</li> <li>• Local Waste Plan.</li> <li>• Environmental Education Plan on Waste and Cleaning 2022-2023.</li> </ul>
Implementation	Organisations/individuals responsible for implementation	<p>Valencia City Council</p> <ul style="list-style-type: none"> <li>• Waste, Climate Improvement and Water Management Department</li> <li>• Empresa Mixta Valenciana de Aguas S.A.</li> </ul> <p>Company awarded the new waste management contract</p> <p>EMTRE</p>
	Scale of action and target entities	<ul style="list-style-type: none"> <li>• City scale</li> <li>• General public</li> </ul>
	Actors involved	<ul style="list-style-type: none"> <li>• Valencia City Council</li> <li>• Spanish Government</li> <li>• Valencian Regional Government</li> <li>• Metropolitan Waste Treatment Authority (EMTRE)</li> <li>• EGEVASA</li> <li>• Valencian Joint Water Company S.A. (EMIVASA)</li> <li>• Municipal Waste Commission</li> </ul>
	Comments on implementation	<ul style="list-style-type: none"> <li>• 2022-2036</li> </ul>
	Contributions from the Sustainable Valencia Forum	<ul style="list-style-type: none"> <li>• Application of incentives to businesses to collect paper/cardboard, packaging, organic, glass and other future door-to-door waste. City council ordinance.</li> <li>• Identification of users of brown bins (organic waste) to encourage correct use and waste separation. Incentive via card or app linked to a contract/receipt.</li> <li>• Regarding the "environmental education plan" - no training has been carried out at Mercavalencia. Large waste generators by retailers who bring it from the city.</li> <li>• Wholesalers and retailers need to be trained and made aware.</li> <li>• EMTRE has indicated that it will reinforce its environmental education plans.</li> </ul>



		<ul style="list-style-type: none"> <li>Control through material analysis. (carried out continuously by the collection company).</li> </ul>
Impacts and costs	Renewable energy generated (if applicable)	N/A
	Energy eliminated/replaced, volume or type of fuel	N/A
	Estimated GHG emissions reduction (total)	<ul style="list-style-type: none"> <li>This action contributes to the overall reduction in emissions associated with the waste recycling subsector, amounting to 61 ktonnes.</li> </ul>
	Total costs and costs per unit of CO2e	<ul style="list-style-type: none"> <li>Total cost: €1,325,000,000</li> </ul>

B-2.2: Individual action plans		
Action plan	Name of the action	AAL-2 Circular economy
	Type of action	AU Programme Water, sanitation and waste
	Description of action	<p>The reconfiguration of consumption flows is essential to close the circularity of the urban economy, and involves working on the initial design of products and services, promoting local production and distribution, facilitating sharing, repair and reuse, and maximising recycling and final recovery. All this so that the products, materials and resources used in the city remain in use for as long as possible. In many cases, the implementation of these new flows requires the development and implementation of innovative technologies, solutions and business models: new packaging materials, new models of ownership of goods and service provision, new concepts for the use and reuse of clothing, new materials, technologies and models for construction and housing, new systems for planning food purchases and consumption, etc.</p> <p>Demonstration project: Solutions proposed for "Challenge 4: Circular and Sustainable Valencian Economy", from the Preliminary Market Consultation for Innovative Public Procurement.</p>



Reference to the impact pathway	Sub-sector	<ul style="list-style-type: none"> <li>Recycling and waste</li> </ul>
	Systemic lever	<ul style="list-style-type: none"> <li>Technology and Infrastructure</li> <li>Financing and Investment</li> <li>Social Innovation</li> <li>Democracy and Participation</li> <li>Governance and Policy</li> <li>Learning and Skills</li> </ul>
	Short- and medium-term changes	<ul style="list-style-type: none"> <li>Circular economy visible in Valencia, tripling the percentage of red materials and secondary resources that re-enter the economy.</li> <li>Environmental Education Plan on Waste and Cleanliness 2022-2023.</li> </ul>
Implementation	Organisations/individuals responsible for implementation	Valencia City Council <ul style="list-style-type: none"> <li>Waste, Climate Improvement and Water Management Department</li> </ul> The city's productive fabric EMTRE General public
	Scale of action and target entities	<ul style="list-style-type: none"> <li>City stopover</li> <li>General public</li> </ul>
	Actors involved	<ul style="list-style-type: none"> <li>Valencia City Council</li> <li>All city stakeholders as a whole</li> </ul>
	Comments on implementation	<ul style="list-style-type: none"> <li>2023-2030</li> </ul>
	Contributions from the Valencia Sustainable Forum	<ul style="list-style-type: none"> <li>Organisation of producers for short-channel marketing.</li> <li>Sustainable school corridors.</li> <li>Reduction of food waste.</li> </ul>
	Impacts and costs	Renewable energy generated (if applicable)
	Energy eliminated/replaced, volume or type of fuel	N/A
	Estimated GHG emissions reduction (total)	<ul style="list-style-type: none"> <li>This action contributes to the overall reduction in emissions associated with the</li> </ul>



		waste recycling subsector, amounting to 61 ktonnes.
	Total costs and costs per unit of CO2e	<ul style="list-style-type: none"> <li>Total cost: N/A</li> </ul>

B-2.2: Individual action plans		
Action plan	Name of the action	AAL-3 Awareness-raising and sensitisation on the circular economy
	Type of action	AU Programme Water, sanitation and waste
	Description of action	Action aimed at promoting responsible and sustainable consumption of resources, including both information tools on the characteristics of products and services, and models to encourage their use by businesses and citizens. Among the actions to be developed are the creation of tax incentive instruments for habits that favour the reduction of the ecological footprint and the launch of campaigns aimed at the reuse of domestic water. Education and awareness programmes will be established to promote the repair, reuse and exchange of goods, as well as collaborative consumption. Community spaces, such as repair workshops and object banks, will be created to facilitate these practices.
Reference to the impact pathway	Sub-sector	<ul style="list-style-type: none"> <li>Recycling and waste</li> </ul>
	Systemic lever	<ul style="list-style-type: none"> <li>Social innovation</li> <li>Democracy and Participation</li> <li>Learning and Skills</li> </ul>
	Short- and medium-term changes	<ul style="list-style-type: none"> <li>Visible circular economy in Valencia, tripling the percentage of secondary materials and resources that re-enter the economy.</li> <li>Environmental Education Plan on Waste and Cleanliness 2022-2023</li> </ul>
Implementation	Organisations/individuals responsible for implementation	Valencia City Council



		<ul style="list-style-type: none"> <li>Waste, Climate Improvement and Water Management Department</li> </ul> <p>City's productive fabric EMTRE NGOs (Caritas, La Casa Grande and El Rastrell) Civil society and citizens in general</p>
	Scale of action and target entities	<ul style="list-style-type: none"> <li>City scale</li> <li>General public</li> </ul>
	Actors involved	<ul style="list-style-type: none"> <li>Valencia City Council</li> <li>All city stakeholders as a whole</li> </ul>
	Comments on implementation	N/A
	Contributions from the Valencia Sustainable Forum	<ul style="list-style-type: none"> <li>www.go-educa.com educational platform offering courses, talks and workshops in secondary schools and state schools to promote tap water.</li> </ul>
Impacts and costs	Renewable energy generated (if applicable)	Not applicable
	Energy eliminated/replaced, volume or type of fuel	N/A
	Estimated GHG emissions reduction (total)	<ul style="list-style-type: none"> <li>This action contributes to the overall reduction in emissions associated with the waste recycling subsector, amounting to 61 ktonnes.</li> </ul>
	Total costs and costs per unit of CO2e	<ul style="list-style-type: none"> <li>Total cost: N/A</li> </ul>

B-2.2: Individual action plans		
Action plan	Name of the action	AAL-4 Sustainable and high-quality food
	Type of action	AU Programme Sustainable and local food
	Description of action	Strengthen and re-territorialise the municipal agri-food system, focusing on the values and potential



		<p>of a city-region agrosystem. At the same time, we aim to transform the city's agri-food culture in favour of more sustainable production, social and environmental models, advancing the development of fairer value chains that can improve the profitability of farms.</p> <p>Demonstration project: Horta_Cuina - Ecotira. Ecotira was developed in 2022 as a pilot project, structured as a cooperative collection centre ( ). During the pilot phase, it served 10 schools in the Valencia metropolitan area. Following this pilot test, the project is now undergoing a significant scale-up.</p> <p>Demonstration project: Redona. Based on a diagnosis, the project aims to comprehensively address food waste management in Mercavalència, facilitating both the systematisation of data and the use of fruit and vegetables in consumable condition by food aid organisations.</p> <p>Demonstration project: Specifications and monitoring and evaluation system (software) regulating the contracting of catering services for municipal schools and nurseries to improve the quality and sustainability of the food offered.</p>
Reference to the impact pathway	Sub-sector	<ul style="list-style-type: none"> <li>• Linked to the Economy and Industry Emissions Impact Domain of the Valencia 2030 Climate Mission</li> </ul>
	Systemic lever	<ul style="list-style-type: none"> <li>• Technology and Infrastructure</li> <li>• Social Innovation</li> <li>• Democracy and Participation</li> <li>• Governance and Policy</li> <li>• Learning and Skills</li> </ul>
	Short- and medium-term changes	<ul style="list-style-type: none"> <li>• Sustainable and local food projects in the Mercavalència area implemented through a three-pronged approach: 1) Promoting distribution and logistics adapted to short marketing channels; 2) Improving internal processes in terms of food flows and circular models throughout the food chain; 3) Promoting connectivity processes between emerging sustainable and local food projects.</li> <li>• A network of platforms for the direct sale of local agri-food products, based on environmental and social criteria, has been created and scaled up in the municipality of Valencia.</li> <li>• Valencia City Council carries out healthy, sustainable and fair public procurement,</li> </ul>



		<p>coordinated with local production, in all food service and supply contracts, with a focus on gender- nd special attention to vulnerable groups (children, sick people, the elderly, socially excluded people, etc.).</p> <ul style="list-style-type: none"> <li>• Promotion of local marketing channels, reducing the impact of long-distance food flows, which are the main cause of CO2 emissions from food systems.</li> <li>• Increasing organic production, which results in healthier soil, greater biodiversity and cleaner aquifers, i.e. stronger agroecosystems that are better able to mitigate rising temperatures.</li> <li>• Promoting the Mediterranean diet, which increases the consumption of plant-based foods and reduces meat intake, with positive effects on the global climate.</li> <li>• Restoring supply links between the countryside and the city increases resilience to emergencies of any kind.</li> <li>• Empowering the local productive sector, in which producer associations play a vital role in managing the city's agri-food activity.</li> <li>• Consolidation of the connection between local agricultural production and the collective catering channel.</li> <li>• A new approach to social innovation and community agri-food infrastructure within Valencia's municipal logistics centre, Mercavalència.</li> <li>• Reduction of food waste at Mercavalència.</li> </ul>
Implementation	Organisations/individuals responsible for implementation	<p>Valencia City Council</p> <ul style="list-style-type: none"> <li>• Waste, Climate Improvement and Water Management Department</li> <li>• Mayor's Office</li> </ul> <p>MercaValencia</p>
	Scale of action and target entities	<ul style="list-style-type: none"> <li>• Metropolitan scale</li> <li>• Local productive fabric of the agri-food sector – Agricultural organisations</li> <li>• General public, with a special focus on groups at risk of exclusion</li> <li>• Educational centres</li> </ul>
	Stakeholders	<ul style="list-style-type: none"> <li>• Valencia City Council</li> <li>• Consell de l'Horta de Valencia</li> <li>• Municipal Food Council</li> </ul>



		<ul style="list-style-type: none"> <li>• Valencia Agricultural Council</li> <li>• Agricultural organisations</li> <li>• Social entities linked to public procurement and the promotion of short marketing channels</li> <li>• Social entities linked to the reduction of food waste and the promotion of the right to food</li> <li>• Universities</li> <li>• Public Procurement Working Group</li> <li>• Dietitians-Nutritionists (CODiNuCoVa)</li> <li>• CERAI</li> <li>• CALM Working Group on the Right to Food: Red Cross, Codinucova, Food Justice</li> <li>• Camperola-COAG</li> <li>• Municipal markets</li> <li>• CALM Working Group Aprofita València</li> <li>• Educational communities of schools that are part of Horta_Cuina (parent associations and school management)</li> <li>• Catering companies interested in transitioning to sustainable food.</li> <li>• Organic Farming Committee of the Valencian Community.</li> <li>• Ecologists in Action</li> <li>• Oceanogràfic Foundation</li> </ul>
	Comments on implementation	<ul style="list-style-type: none"> <li>• 2020-2030</li> </ul>
Impacts and costs	Renewable energy generated (if applicable)	Not applicable
	Energy eliminated/replaced, volume or type of fuel	N/A
	Estimated GHG emissions reduction (total)	<ul style="list-style-type: none"> <li>• This Emissions Impact Domain is not included in the economic model. An estimate of the compensation potential of the action presented here will be studied in future iterations.</li> </ul>
	Total costs and costs per unit of CO2e	<ul style="list-style-type: none"> <li>• Total cost: N/A</li> </ul>

B-2.2: Individual action plans



Action plan	Name of action	AAL-5 Urban gardens
	Type of action	AU Green Neighbourhoods Programme
	Description of action	<p>This action will focus particularly on urban gardens, which are of particular strategic interest due to their proximity and service to citizens. These spaces will be selected taking into account the need to bring the city together and compensate for existing imbalances, without prejudice to other existing facilities and in line with the interests and needs of the neighbourhood where they are located.</p> <p>Urban gardens provide a range of ecosystem services to communities that are essential for coping with heat and improving the quality of life in urban communities. On the one hand, they act as temperature regulators as they are open, naturalised spaces that are usually located in the peri-urban environment of the city. On the other hand, they provide cultural and social services to communities that have therapeutic and community integration benefits. Valencia's Urban Agriculture Plan presents a comprehensive roadmap for implementing the necessary actions to promote a network of urban gardens integrated into the urban fabric. This involves not only the creation of new gardens, but also the promotion of citizen participation in their design, management and maintenance, as well as the implementation of policies and programmes that support and encourage the sustainable development of urban agriculture in the city.</p> <p>Demonstration project: Sociópolis urban gardens. Under the management and supervision of the Municipal Agricultural Council, more than 95% of the available plots have been allocated to families and organisations, demonstrating the interest of the citizens in producing their own food and re-establishing the contact and historical connection that the residents of Valencia have had with the city's gardens.</p>
Reference to the impact pathway	Sub-sector	<ul style="list-style-type: none"> <li>• Linked to the Impact Domain on Renaturalisation Emissions, Biodiversity and Resilience of the Valencia 2030 Climate Mission</li> <li>• Impact also on the Impact Domain of Urban Planning &amp; Habitat Emissions of the Valencia 2030 Climate Mission</li> </ul>



	Systemic lever	<ul style="list-style-type: none"> <li>• Technology and Infrastructure</li> <li>• Social Innovation</li> <li>• Learning and Skills</li> </ul>
	Short- and medium-term changes	<ul style="list-style-type: none"> <li>• Creation of new urban gardens.</li> <li>• Full accessibility to urban green infrastructure.</li> <li>• New green spaces transitioning from gardens to cities.</li> <li>• Green Plan and Urban Biodiversity Plan.</li> </ul>
Implementation	Organisations/individuals responsible for implementation	Valencia City Council <ul style="list-style-type: none"> <li>• Waste, Climate Improvement and Water Management Department</li> <li>• Department of Urban Planning, Housing and Licensing</li> </ul>
	Scale of action and target entities	<ul style="list-style-type: none"> <li>• City scale</li> <li>• General public</li> </ul>
	Stakeholders	<ul style="list-style-type: none"> <li>• Valencia City Council</li> <li>• Federation of Neighbourhood Associations and Neighbourhood Organisations</li> <li>• Municipal Agricultural Council</li> </ul>
	Comments on implementation	<ul style="list-style-type: none"> <li>• 2019-2030</li> </ul>
Impacts and costs	Renewable energy generated (if applicable)	Not applicable
	Energy eliminated/replaced, volume or type of fuel	Not applicable
	Estimated GHG emissions reduction (total)	<ul style="list-style-type: none"> <li>• This Emissions Impact Domain is not included in the economic model. An estimate of the compensation potential of the green infrastructure presented here will be studied in future iterations.</li> </ul>
	Total costs and costs per unit of CO2e	<ul style="list-style-type: none"> <li>• Total cost: €750,000</li> </ul>

B-2.2: Individual action plans



Action plan	Name of the action	AAL-6 REDONA
	Type of action	From an entity belonging to the Valencia Sustainable Forum
	Description of action	The REDONA project: Recovery of fruit and vegetables at Mercavalència to reduce food waste, promoted by the Polytechnic University of Valencia (UPV), is an initiative that combines technology, sustainability and social justice to transform the model for managing food surpluses. Its purpose is to recover surplus fruit and vegetables suitable for human consumption, channelling their use through donation to social organisations or transformation within a circular economy framework.
Reference to the impact pathway	Sub-sector	<ul style="list-style-type: none"> <li>• Food</li> </ul>
	Systemic lever	<ul style="list-style-type: none"> <li>• Technology and Infrastructure</li> <li>• Social Innovation</li> </ul>
	Short- and medium-term changes	<ul style="list-style-type: none"> <li>• Reduce waste, promote the circular economy and build a fair food system.</li> <li>• Efficient management of food surpluses</li> <li>• More information on food stocks</li> <li>• Reduction of water and carbon footprint</li> <li>• Greater and better access to food</li> </ul>
Implementation	Organisations/individuals responsible for implementation	Polytechnic University of Valencia
	Scale of action and target entities	<ul style="list-style-type: none"> <li>• City/metropolitan scale</li> </ul>
	Actors involved	<ul style="list-style-type: none"> <li>• Polytechnic University of Valencia</li> <li>• Mercavalencia</li> <li>• Valencian Charity Association</li> </ul>
	Comments on implementation	The project currently has a first version in operation that is recovering food surpluses at Mercavalència.
Impacts and costs	Renewable energy generated (if applicable)	
	Energy eliminated/replaced, volume or type of fuel	
	Estimated reduction in GHG emissions (total)	



	Total costs and costs per unit of CO2e	
--	--	--

B-2.2: Individual action plans		
Action scheme	Name of action	BA-1 Accessible neighbourhood gardens
	Type of action	AU Green Neighbourhoods Programme
	Description of action	<p>This action focuses particularly on neighbourhood gardens, which are of particular strategic interest due to their proximity and service to citizens. The selection of green spaces will be made taking into account the need to bring the city together and compensate for existing imbalances, including planned actions for the creation of new accessible gardens without architectural barriers or the rehabilitation of existing ones in different neighbourhoods and towns. The action also includes the development of secondary connections between these gardens and large green centres and corridors in the city through the renaturalisation of roads and traffic routes, as well as the removal of architectural barriers in the Turia Gardens. It is essential to consider neighbourhood gardens not in isolation, but as nodes in a broader green infrastructure system.</p> <p>These spaces are key to combating heat in neighbourhoods, and it is therefore very important to emphasise the need for universal accessibility, as well as their renaturalisation to the greatest extent possible, ensuring their functionality.</p> <p>Demonstration project: Trini Simó Garden. Due to its emblematic and identity-defining nature, inspired by the Valencian agricultural landscape and the result of a long-standing citizen demand. Its location makes it a green link between the Jardí de les Hespèrides, Gran Vía Fernando el Católico, the neighbourhood, the San Josep school, Paseo de la Petxina and the Túria garden.</p>
Reference to the impact route	Sub-sector	<ul style="list-style-type: none"> <li>Linked to the Impact Domain on Renaturalisation Emissions, Biodiversity and Resilience of the Valencia 2030 Climate Mission</li> </ul>



		<ul style="list-style-type: none"> <li>Impact also on the Impact Domain of Urban Planning &amp; Habitat Emissions of the Valencia 2030 Climate Mission</li> </ul>
	Systemic lever	<ul style="list-style-type: none"> <li>Technology and Infrastructure</li> <li>Social Innovation</li> <li>Learning and Skills</li> </ul>
	Short- and medium-term changes	<ul style="list-style-type: none"> <li>Creation or restoration of neighbourhood and village gardens close to citizens, including the development of secondary connections between gardens and large urban green spaces and corridors.</li> <li>Pilot collaborative initiatives at the expense of roadways/car parks.</li> <li>Full accessibility to urban green infrastructure.</li> <li>New green/bio-healthy circuits.</li> <li>Green and Urban Biodiversity Plan.</li> </ul>
Implementation	Organisations/individuals responsible for implementation	Valencia City Council <ul style="list-style-type: none"> <li>Waste, Climate Improvement and Water Management Department</li> <li>Department of Urban Planning, Housing and Licensing</li> </ul>
	Scale of action and target entities	<ul style="list-style-type: none"> <li>City scale</li> <li>General public</li> </ul>
	Stakeholders	<ul style="list-style-type: none"> <li>Valencia City Council</li> <li>Federation of Neighbourhood Associations and Neighbourhood Organisations</li> </ul>
	Comments on implementation	<ul style="list-style-type: none"> <li>2019-2030</li> </ul>
	Contributions from the Sustainable Valencia Forum	<ul style="list-style-type: none"> <li>Study the possibility of transforming school playgrounds into gardens accessible to the public. Municipal centres already open.</li> <li>Focus on local parks, many difficulties in terms of access or events.</li> </ul>
Impacts and costs	Renewable energy generated (if applicable)	Not applicable
	Energy eliminated/replaced, volume or type of fuel	Not applicable



	Estimated GHG emissions reduction (total)	<ul style="list-style-type: none"> <li>This Emissions Impact Domain is not included in the economic model. An estimate of the compensation potential of the green infrastructure presented here will be studied in future iterations.</li> </ul>
	Total costs and costs per unit of CO2e	<ul style="list-style-type: none"> <li>Total cost: €10,700,000</li> </ul>

B-2.2: Individual action plans		
Action plan	Name of the action	BA-2 Large urban parks with inclusive design
	Type of action	AU Green Neighbourhoods Programme
	Description of action	<p>Large city parks and gardens include green areas which, due to their size, facilities or historical and cultural significance, are important within the green and public infrastructure, transcending and exceeding the neighbourhood scale. These large parks therefore offer a service to citizens regardless of their proximity to their place of residence.</p> <p>Precisely because of their size, they can accommodate a greater diversity of green and even aquatic ecosystems, making them key spaces within the city's green infrastructure ( ), favouring the establishment and habitability of different species of flora and fauna. In addition, they allow for the integration of different uses and sports, play and leisure facilities that promote active living in healthy environments with high environmental quality.</p> <p>This action focuses on expanding the network of large parks in our city, turning them into inclusive places designed for everyone, in areas such as Benimamet, Benimaclet, Cabañal, Benicalap, Arrancapins, etc. Thus, new parks such as Carolinas Park, or the expansion of others, such as Central Park, Rambleta Park, or Benicalap Park, form a balanced network of large green spaces with a high capacity to contribute to improving air quality and ambient temperature, while also providing these areas with healthy environments that support urban biodiversity.</p> <p>Given that green infrastructure has been established as the most effective method of mitigating high temperatures in urban</p>



		<p>environments, it is essential to highlight the fundamental role played by large urban parks, both existing and planned, as central hubs within the city. These parks not only offer recreational green spaces for citizens, but also function as true oases of coolness in the midst of the hot urban environment. By providing extensive areas of vegetation, water bodies and natural shade, these parks contribute significantly to reducing the urban heat island effect and improving air quality. Furthermore, for a fair and inclusive transition, balanced access to these facilities must be ensured for all citizens.</p> <p>Demonstration project: Carolinas Park. The park's location on the western edge of Benimàmet marks the culmination of the existing Linear Park in a large green space with sports and cultural facilities covering almost 57,000 m2. The design considers natural solutions to improve the environmental and acoustic quality of the roadside environment, while also integrating the cultural heritage of the existing caves as another amenity for the town, as well as various spaces for play and sport.</p>
Reference to the impact route	Sub-sector	<ul style="list-style-type: none"> <li>• Linked to the Impact Domain on Renaturalisation Emissions, Biodiversity and Resilience of the Valencia 2030 Climate Mission</li> <li>• Impact also on the Impact Domain of Urban Planning &amp; Habitat Emissions of the Valencia 2030 Climate Mission</li> </ul>
	Systemic lever	<ul style="list-style-type: none"> <li>• Technology and Infrastructure</li> <li>• Financing and Investment</li> <li>• Social Innovation</li> <li>• Learning and Skills</li> </ul>
	Short- and medium-term changes	<ul style="list-style-type: none"> <li>• Expansion of the city's network of large parks in areas such as Benimamet, Benimaclet, Cabañal, Benicalap, Arrancapins with new parks such as Carolinas Park, or the expansion of others, such as Central Park, Rambleta, or Benicalap, which form a balanced network of large green spaces with a high capacity to contribute to improving air quality and ambient temperature, while also providing these areas with healthy environments and supporting urban biodiversity.</li> <li>• Pilot collaborative initiatives at the expense of roadways/car parks.</li> </ul>



		<ul style="list-style-type: none"> <li>• Full accessibility to urban green infrastructure.</li> <li>• New green/bio-healthy circuits.</li> <li>• New green infrastructure nodes and connectors.</li> <li>• New transitional green spaces.</li> <li>• Creation of new superblocks.</li> <li>• Green Plan and Urban Biodiversity Plan.</li> </ul>
Implementation.	Organisations/individuals responsible for implementation	Valencia City Council <ul style="list-style-type: none"> <li>• Waste, Climate Improvement and Water Management Department</li> <li>• Department of Urban Planning, Housing and Licensing</li> </ul>
	Scale of action and target entities	<ul style="list-style-type: none"> <li>• City scale</li> <li>• General public</li> </ul>
	Stakeholders involved	<ul style="list-style-type: none"> <li>• Valencia City Council</li> <li>• Federation of Neighbourhood Associations and Neighbourhood Organisations</li> </ul>
	Comments on implementation	<ul style="list-style-type: none"> <li>• 2023-2030</li> </ul>
Impacts and costs	Renewable energy generated (if applicable)	Not applicable
	Energy eliminated/replaced, volume or type of fuel	Not applicable
	Estimated GHG emissions reduction (total)	<ul style="list-style-type: none"> <li>• This Emissions Impact Domain is not included in the economic model. An estimate of the compensation potential of the green infrastructure presented here will be studied in future iterations.</li> </ul>
	Total costs and costs per unit of CO2e	<ul style="list-style-type: none"> <li>• Total cost: N/A</li> </ul>

B-2.2: Individual action plans		
Action scheme	Name of the action	BA-3 Valencia South Green Corridor
	Type of action	AU Green Neighbourhoods Programme



	Description of action	<p>The future Valencia South Green Corridor will be one of the largest green infrastructures in the city of Valencia, after the Turia Gardens. The corridor will connect, as a large linear green area, the Central Park, all the large parks in the south of the city (Rambleta, San Isidro, etc.), and the Vara de Quart Innovation District with the new Turia riverbed.</p> <p>The neighbourhoods of Raiosa, Malilla, Creu Coberta, Sant Marcel·lí, Camí Reial and Sant Isidre will be linked by this green infrastructure, which aims to encourage walking, reduce pollution and renaturalise the city. This will create a green buffer around the V30 motorway, reducing its visual and acoustic impact and providing a large green lung for the southern neighbourhoods. The integration of the railway infrastructure in San Isidre will also be addressed to minimise its impact.</p>
Reference to the impact route	Sub-sector	<ul style="list-style-type: none"> <li>• Linked to the Impact Domain on Renaturalisation, Biodiversity and Resilience Emissions of the Valencia 2030 Climate Mission</li> <li>• Impact also on the Impact Domain of Urban Planning &amp; Habitat Emissions of the Valencia 2030 Climate Mission</li> </ul>
	Systemic lever	<ul style="list-style-type: none"> <li>• Technology and Infrastructure</li> <li>• Financing and Investment</li> <li>• Social Innovation</li> <li>• Learning and Skills</li> </ul>
	Short- and medium-term changes	<ul style="list-style-type: none"> <li>• València Sur green corridor connecting, as a large linear green area, the Central Park with all the large parks in the south of the city (Rambleta, San Isidro, etc.), and the Vara de Quart Innovation District, with the new Turia riverbed and linking the neighbourhoods of Raiosa, Malilla, Creu Coberta, Sant Marcel·lí, Camí Reial and Sant Isidre with green infrastructure, promoting walking routes, reducing pollution and renaturalising the city.</li> <li>• Pilot project for collaborative initiatives at the expense of roadways/parking.</li> <li>• Full accessibility to urban green infrastructure.</li> <li>• New green/bio-healthy circuits.</li> <li>• New green infrastructure nodes and connectors.</li> <li>• New transitional green spaces.</li> <li>• Creation of new superblocks.</li> </ul>



		<ul style="list-style-type: none"> <li>Green Plan and Urban Biodiversity Plan.</li> </ul>
Implementation	Organisations/individuals responsible for implementation	Valencia City Council <ul style="list-style-type: none"> <li>Waste, Climate Improvement and Water Management Department</li> <li>Department of Urban Planning, Housing and Licensing</li> </ul>
	Scale of action and target entities	<ul style="list-style-type: none"> <li>City scale</li> <li>General public, with a special focus on residents of the neighbourhoods of Raiosa, Malilla, Creu Coberta, Sant Marcel·lí, Camí Reial and Sant Isidre.</li> </ul>
	Actors involved	<ul style="list-style-type: none"> <li>Valencia City Council</li> <li>Federation of Neighbourhood Associations and Neighbourhood Organisations</li> </ul>
	Comments on implementation	<ul style="list-style-type: none"> <li>Vision 2035</li> </ul>
	Contributions from the Sustainable Valencia Forum	<ul style="list-style-type: none"> <li>BENVERD / DIVAIRCITY / GROW GREEN Project. Evolution of the multiple benefits of urban green areas: reduction of heat stress, CO2 sequestration, elimination of polluting erosion in cities, reduction of energy consumption in nearby buildings, reduction of biodiversity runoff.</li> <li></li> </ul>
Impacts and costs	Renewable energy generated (if applicable)	Not applicable
	Energy eliminated/replaced, volume or type of fuel	Not applicable
	Estimated GHG emissions reduction (total)	<ul style="list-style-type: none"> <li>This Emissions Impact Domain is not included in the economic model. An estimate of the compensation potential of the green infrastructure presented here will be studied in future iterations.</li> </ul>
	Total costs and costs per unit of CO2e	<ul style="list-style-type: none"> <li>Total cost: N/A</li> </ul>



B-2.2: Individual action plans		
Action scheme	Name of action	BA-5 Urban trees
	Type of action	AU Green Neighbourhoods Programme
	Description of action	<p>Urban trees will be designed according to sustainability and adaptation criteria, taking particular account of the connectivity needs of the green infrastructure network in terms of establishing corridors and restoring ecological processes in areas of opportunity and roadside trees. Emphasis will be placed on the naturalisation of garden-city ecotones, as spaces of particular interest for the recovery of the capacity of urban infrastructure and, therefore, of biodiversity. Mechanisms will be established for the immediate replacement of trees in empty tree pits and their conservation in optimal conditions, with inspections and pruning, with a special focus on the conservation of monumental trees. Likewise, roads and streets without trees will be identified in order to increase their number and thus contribute to CO2 capture and retention in the city.</p> <p>This involves implementing soil management practices that improve its structure and quality, such as incorporating organic matter, reducing soil compaction and promoting microbial biodiversity. In addition, it is essential to pay special attention to the treatment of tree pits and degraded areas where trees are planted, ensuring that they have optimal conditions for healthy root growth and development. This may include the application of bioengineering techniques and the use of permeable and porous materials that allow air and water exchange with the surrounding soil. By improving soil health and providing suitable conditions for tree root growth, the performance of urban trees in terms of shade, cooling and carbon capture is maximised, thus helping to mitigate the urban heat island effect and improve air quality in urban areas.</p>
Reference to the impact pathway	Sub-sector	<ul style="list-style-type: none"> <li>Linked to the Impact Domain on Renaturalisation Emissions, Biodiversity and Resilience of the Valencia 2030 Climate Mission</li> </ul>



		<ul style="list-style-type: none"> <li>• Impact also on the Urban Planning &amp; Habitat Emissions Impact Domain of the Valencia 2030 Climate Mission</li> </ul>
	Systemic lever	<ul style="list-style-type: none"> <li>• Technology and Infrastructure</li> <li>• Social Innovation</li> <li>• Learning and Skills</li> </ul>
	Short- and medium-term changes	<ul style="list-style-type: none"> <li>• Roadside trees covering connectivity of the green infrastructure network along corridors, restoration of ecological processes in spaces, and naturalisation of farmland-city ecotones.</li> <li>• Pilot collaborative initiatives at the expense of roadways/parking.</li> <li>• Increase in roadside trees.</li> <li>• Tree planting in neighbourhoods.</li> <li>• Green Plan and Urban Biodiversity Plan.</li> </ul>
Implementation	Organisations/individuals responsible for implementation	<p>Valencia City Council</p> <ul style="list-style-type: none"> <li>• Waste, Climate Improvement and Water Management Department</li> <li>• Department of Urban Planning, Housing and Licensing</li> </ul>
	Scale of action and target entities	<ul style="list-style-type: none"> <li>• City scale</li> <li>• General public</li> </ul>
	Stakeholders	<ul style="list-style-type: none"> <li>• Valencia City Council</li> <li>• Federation of Neighbourhood Associations and Neighbourhood Organisations</li> </ul>
	Comments on implementation	<ul style="list-style-type: none"> <li>• 2019-2030</li> </ul>
	Contributions from the Sustainable Valencia Forum	<ul style="list-style-type: none"> <li>• Management of existing urban trees, rationalisation of pruning and synchronisation with biological cycles.</li> <li>• Structural and functional diversification. Trees: inclusion of shrubs and palatable fruits.</li> <li>• It would be interesting to connect the "nature-based solutions" project by integrating initiatives for greater coherence of green corridors.</li> <li>• Include representation from the City Council in the future driving force behind the UPV Green Plan.</li> </ul>



		<ul style="list-style-type: none"> <li>• Liveable cities programme, advice on biological cycle calendars. Urban tree monitoring programme, tree distribution and abundance, basis for tree management.</li> </ul>
Impacts and costs	Renewable energy generated (if applicable)	Not applicable
	Energy eliminated/replaced, volume or type of fuel	Not applicable
	Estimated GHG emissions reduction (total)	<ul style="list-style-type: none"> <li>• This Emissions Impact Domain is not included in the economic model. An estimate of the compensation potential of the green infrastructure presented here will be studied in future iterations.</li> </ul>
	Total costs and costs per unit of CO2e	<ul style="list-style-type: none"> <li>• Total cost: €2,700,000</li> </ul>

B-2.2: Individual action plans		
Action plan	Name of action	BA-5 New nature-based solutions
	Type of action	AU Green Neighbourhoods Programme
	Description of action	<p>This action aims to design nature-inspired solutions capable of storing carbon, regulating water or controlling temperature, whether in public or private spaces, buildings, peri-urban environments, corridors, natural areas or coastal boundaries. The aim is to develop Nature-Based Solutions such as vertical ecosystems, sustainable groves, draining pavements, green roofs and facades, and green-blue corridors. The design of these biodiversity solutions must not interfere with the proper care of parks and gardens and must be compatible with effective tools for controlling pests that bother residents.</p> <p>Emphasis should be placed on studying the consequences of interventions against heat, and to this end, it is proposed that the action focus on carrying out micro-adaptation interventions. The main objective should be to increase the urban vegetated area, encouraging the incorporation of "domestic greenery" into the city's green infrastructure.</p>



		<p>This action is a priority in more compact urban areas where it is important to intervene in public and private architecture for adaptation.</p> <p>Demonstration project: Renaturalised meadow in the Turia Gardens. Next to the Serranos Bridge, located in section VI of the Turia Gardens, it has 6,000 m<sup>2</sup> of surface area for developing a biodiversity project.</p>
Reference to the impact pathway	Sub-sector	<ul style="list-style-type: none"> <li>• Linked to the Impact Domain on Renaturalisation Emissions, Biodiversity and Resilience of the Valencia 2030 Climate Mission</li> <li>• Impact also on the Impact Domain of Urban Planning &amp; Habitat Emissions of the Valencia 2030 Climate Mission</li> </ul>
	Systemic lever	<ul style="list-style-type: none"> <li>• Technology and Infrastructure</li> <li>• Social Innovation</li> <li>• Learning and Skills</li> </ul>
	Short- and medium-term changes	<ul style="list-style-type: none"> <li>• SBNs deployed and capable of storing carbon, regulating water or controlling temperature, whether in public or private spaces, buildings, peri-urban environments, corridors, natural areas and coastal boundaries.</li> <li>• Pilot collaborative initiatives on roadsides/car parks.</li> <li>• New transitional green spaces.</li> <li>• Creation of new superblocks.</li> <li>• New model for managing renaturalisation processes.</li> <li>• Full accessibility to urban green infrastructure.</li> <li>• New green/bio-healthy circuits.</li> <li>• New green infrastructure nodes and connectors.</li> <li>• Green and Urban Biodiversity Plan.</li> </ul>
Implementation	Organisations/individuals responsible for implementation	<p>Valencia City Council</p> <ul style="list-style-type: none"> <li>• Waste, Climate Improvement and Water Management Department</li> <li>• Department of Urban Planning, Housing and Licensing</li> </ul>
	Scale of action and target entities	<ul style="list-style-type: none"> <li>• City scale</li> <li>• General public</li> </ul>
	Stakeholders involved	<ul style="list-style-type: none"> <li>• Valencia City Council</li> </ul>



		<ul style="list-style-type: none"> <li>Federation of Neighbourhood Associations and Neighbourhood Organisations</li> </ul>
	Comments on implementation	<ul style="list-style-type: none"> <li>2019-2030</li> </ul>
	Contributions from the Sustainable Valencia Forum	<ul style="list-style-type: none"> <li>Assessment of the heat island effect and urban heat stress at the level of individual elements (squares or streets), neighbourhoods or cities. Current plans or future projects can be assessed, and a sweep of the city (or neighbourhood) can be carried out to identify hot spots. SOFTLVARES: RAYMAN, QGIS.UMEP.</li> <li>Project for the recovery of endangered species: óbiles i rates penades.</li> </ul>
Impacts and costs	Renewable energy generated (if applicable)	N/A
	Energy eliminated/replaced, volume or type of fuel	N/A
	Estimated GHG emissions reduction (total)	<ul style="list-style-type: none"> <li>This Emissions Impact Domain is not included in the economic model. An estimate of the compensation potential of the green infrastructure presented here will be studied in future iterations.</li> </ul>
	Total costs and costs per unit of CO2e	<ul style="list-style-type: none"> <li>Total cost: €10,600,000</li> </ul>

B-2.2: Individual action plans		
Action plan	Name of the action	BA-6 Green education and outreach
	Type of action	AU Green Neighbourhoods Programme
	Description of action	Cross-cutting environmental education and awareness action that integrates and responds to the different dimensions of the ecological transition towards sustainability: naturalisation, energy, mobility, resources (air, noise, water), consumption, waste and the circular economy, urban planning and housing, and governance.



		In addition, there are plans to focus on education about heat adaptation, highlighting the benefits of nature and promoting better coexistence with urban biodiversity. These programmes could include educational campaigns on the importance of green spaces and vegetation in reducing urban temperatures, as well as improving air quality and public health. They could also encourage active citizen participation in tree planting initiatives, community garden creation and green space maintenance, which would not only contribute to increasing vegetation cover in the city, but also strengthen the sense of community. At the same time, monitoring the impacts and benefits of urban naturalisation through citizen science could provide valuable data to improve the effectiveness of heat adaptation strategies and guide future decision-making.
Reference to the impact pathway	Sub-sector	<ul style="list-style-type: none"> <li>• Linked to the Impact Domain on Renaturalisation Emissions, Biodiversity and Resilience of the Valencia 2030 Climate Mission</li> <li>• Impact also on the Impact Domain of Urban Planning &amp; Habitat Emissions of the Valencia 2030 Climate Mission</li> </ul>
	Systemic lever	<ul style="list-style-type: none"> <li>• Social Innovation</li> <li>• Democracy and Participation</li> <li>• Learning and Skills</li> </ul>
	Short- and medium-term changes	<ul style="list-style-type: none"> <li>• Citizen science/dissemination and participation in the field of sustainability.</li> <li>• Green Plan and Urban Biodiversity Plan.</li> </ul>
Implementation	Organisations/individuals responsible for implementation	Valencia City Council <ul style="list-style-type: none"> <li>• Waste, Climate Improvement and Water Management Department</li> </ul> The city's productive fabric NGOs (Caritas, La Casa Grande and El Rastrell) Civil society and citizens Citizens in general
	Scale of action and target entities	<ul style="list-style-type: none"> <li>• City scale</li> <li>• General public</li> </ul>
	Actors involved	<ul style="list-style-type: none"> <li>• Valencia City Council</li> <li>• All city stakeholders as a whole</li> </ul>



	Comments on implementation	<ul style="list-style-type: none"> <li>Deployed based on the participatory process of the Green Plan and Urban Biodiversity.</li> </ul>
	Contributions from the Sustainable Valencia Forum	<ul style="list-style-type: none"> <li>Dissemination of the need for change. Communication aimed at all social groups and age groups to promote understanding of the transformation and adaptation projects.</li> <li>The education service has 22 educational activities on the subject of biodiversity in the city, which are being expanded year on year.</li> <li>Tools, materials and resources for the development of workshops and programmes.</li> <li>Various projects from the PRTR call for proposals for the renaturalisation of cities, which include a large part of environmental education for schoolchildren and the renaturalisation of schoolyards and the curriculum.</li> <li>Development of school visits adapted to different age groups.</li> <li>Range of educational activities.</li> <li>Proposal: broaden the scope and focus on adult education.</li> </ul>
Impacts and costs	Renewable energy generated (if applicable)	Not applicable
	Energy eliminated/replaced, volume or type of fuel	Not applicable
	Estimated GHG emissions reduction (total)	<ul style="list-style-type: none"> <li>This Emissions Impact Domain is not included in the economic model. An estimate of the compensation potential of the green infrastructure presented here will be studied in future iterations.</li> </ul>
	Total costs and costs per unit of CO2e	<ul style="list-style-type: none"> <li>Total cost: N/A</li> </ul>

B-2.2: Individual action plans



Action scheme	Name of the action	BA-7 Renaturalisation of northern beaches
	Type of action	AU Programme Coastal regeneration and territorial green integration
	Description of action	Landscape, environmental and urban improvement of the entire seafront promenade of the city of Valencia, with interventions on the sandy beach, remodelling of the promenade, adaptation and diversity of uses and presence of trees. The new seafront aims to establish a space for interaction that addresses conservation and environmental issues, making the system more sustainable in the face of adverse weather conditions and, above all, catering to the needs of citizens. The new waterfront aims to offer citizens a variety of uses. A space with pleasant shade, a place that offers h y spaces for leisure, relaxation, sport, play and walking, while promoting the use of the current leisure, shopping and restaurant areas. The aim is to develop a new renaturalised landscape where a dune system stabilises the sand with suitable vegetation and trees.
Reference to the impact route	Sub-sector	<ul style="list-style-type: none"> <li>• Linked to the Impact Domain on Renaturalisation Emissions, Biodiversity and Resilience of the Valencia 2030 Climate Mission</li> <li>• Impact also on the Impact Domain of Urban Planning &amp; Habitat Emissions of the Valencia 2030 Climate Mission</li> </ul>
	Systemic lever	<ul style="list-style-type: none"> <li>• Technology and Infrastructure</li> <li>• Financing and Investment</li> <li>• Social Innovation</li> <li>• Governance and Policy</li> <li>• Learning and Capacity Building</li> </ul>
	Short- and medium-term changes	<ul style="list-style-type: none"> <li>• The Cabanyal and Malvarrosa beaches will have a new renaturalised landscape by 2030, resolving conservation and environmental issues, making the system more sustainable in the face of adverse effects and providing greater uses for citizens.</li> <li>• Connection of the coastline with important green infrastructure in the city.</li> <li>• Regulation of public use of green infrastructure to improve the conservation of the protected natural coastal area.</li> </ul>



		<ul style="list-style-type: none"> <li>• Reduction of risks through the creation of natural barriers against storms and an increase in the tree cover along the coast.</li> <li>• Reduction of risks through conservation measures for the dune system, protecting the coastline from erosion.</li> <li>• Regulation of public use of beaches to combine their function as public spaces with the conservation of their habitats.</li> <li>• Full accessibility of urban and metropolitan green infrastructure.</li> <li>• Green Plan and Urban Biodiversity Plan.</li> </ul>
Implementation	Organisations/individuals responsible for implementation	Valencia City Council <ul style="list-style-type: none"> <li>• Waste, Climate Improvement and Water Management Department</li> <li>• Parks, Gardens and Natural Spaces Department</li> </ul> Valencian Regional Government Spanish Government
	Scale of action and target entities	<ul style="list-style-type: none"> <li>• City scale (focus on the coastline: Cabanyal and Malvarrosa beaches)</li> <li>• General public</li> </ul>
	Actors involved	<ul style="list-style-type: none"> <li>• Valencia City Council</li> <li>• Valencian Regional Government</li> <li>• Spanish Government</li> <li>• Mediterranean Environmental Studies Centres</li> <li>• Polytechnic University of Valencia</li> <li>• Neighbourhood organisations in the areas of action</li> </ul>
	Comments on implementation	<ul style="list-style-type: none"> <li>• 2022-2030</li> <li>• Guided by the Territorial Action Plan for Green Infrastructure on the Coast (PATIVEL)</li> </ul>
Impacts and costs	Renewable energy generated (if applicable)	Not applicable
	Energy eliminated/replaced, volume or type of fuel	Not applicable
	Estimated GHG emissions reduction (total)	<ul style="list-style-type: none"> <li>• This Emissions Impact Domain is not included in the economic model.</li> </ul>



		An estimate of the compensation potential of the green infrastructure presented here will be studied in future iterations.
	Total costs and costs per unit of CO2e	<ul style="list-style-type: none"> <li>Total cost: €24,500,000</li> </ul>

B-2.2: Individual action plans		
Action plan	Name of the action	BA-8 Mouth Park
	Type of action	AU Programme Coastal regeneration and territorial green integration
	Description of action	The Mouth Park in Valencia will cover an area of more than 25 hectares. It is a comprehensive and complex proposal with the aim of completing the landscaping of the Turia River that began 35 years ago. When completed, it will be the longest urban park in Europe. The project, which will definitely require the social and political dialogue that an urban development of this magnitude needs, is divided into four areas: the first, covering 86,000 square metres, in the Nazaret neighbourhood; the second, Pont de Drassanes, covering 7,800 metres; the third, PAI del Grao, covering 112,000 metres; and the fourth, Oceanogràfic. The initial phase is part of the agreement with the Port of Valencia, which has ceded 9.5 hectares. Its design is the result of an international ideas competition and includes a gender perspective.
Reference to the impact route	Sub-sector	<ul style="list-style-type: none"> <li>Linked to the Impact Domain on Renaturalisation Emissions, Biodiversity and Resilience of the Valencia 2030 Climate Mission</li> <li>Impact also on the Impact Domain of Urban Planning &amp; Habitat Emissions of the Valencia 2030 Climate Mission</li> </ul>
	Systemic lever	<ul style="list-style-type: none"> <li>Technology and Infrastructure</li> <li>Financing and Investment</li> <li>Social Innovation</li> <li>Governance and Policy</li> <li>Learning and Skills</li> </ul>



	Short- and Medium-Term Changes	<ul style="list-style-type: none"> <li>Valencia Estuary Park completed with an area of more than 25 hectares, completing the landscaping of the Turia that began 35 years ago and which will be the longest urban park in Europe.</li> <li>New transitional green spaces.</li> <li>New naturalised green and blue spaces.</li> <li>New local green spaces.</li> </ul>
Implementation	Organisations/individuals responsible for implementation	<p>Valencia City Council</p> <ul style="list-style-type: none"> <li>Waste, Climate Improvement and Water Management Department</li> <li>Integrated Water Cycle Services</li> <li>Parks, Gardens and Natural Areas Department</li> </ul>
	Scale of action and target entities	<ul style="list-style-type: none"> <li>City scale</li> <li>General public</li> </ul>
	Actors involved	<ul style="list-style-type: none"> <li>Valencia City Council</li> </ul>
	Comments on implementation	<ul style="list-style-type: none"> <li>2022-2026</li> </ul>
	Contributions from the Valencia Sustainable Forum	<ul style="list-style-type: none"> <li>Advice on choosing species that encourage the presence of birds, locating structures to promote biodiversity (nest boxes, bat shelters, etc.)</li> <li>Birdlife monitoring programmes through citizen science.</li> <li>We have a national programme to promote healthy cities, which includes the establishment of measures to improve biodiversity and indicators.</li> </ul>
Impacts and costs	Renewable energy generated (if applicable)	Not applicable
	Energy eliminated/replaced, volume or type of fuel	Not applicable
	Estimated GHG emissions reduction (total)	<ul style="list-style-type: none"> <li>This Emissions Impact Domain is not included in the economic model. An estimate of the compensation potential of the green infrastructure presented here will be studied in future iterations.</li> </ul>



	Total costs and costs per unit of CO2e	<ul style="list-style-type: none"> <li>Total cost: €36,000,000</li> </ul>
--	--	---

B-2.2: Individual action plans		
Action plan	Name of the action	BA-9 Transition from farmland to city
	Type of action	AU Programme Coastal regeneration and territorial green integration
	Description of action	The transition from orchard to city involves redesigning the city limits to encourage interaction with the València orchard as an agricultural and productive space of unique interest and to enhance the city's climate adaptation. This action aims to improve the relationship between the orchard and the city. It seeks to make the city's ring roads, which separate the urban system from the orchard, more permeable. To this end, it proposes using tree-lined areas, preserving the farmhouses and orchards that remain on the city side, crossing the ring road and improving the number and quality of the crossings to link up with the main roads leading into the orchards. This green infrastructure aims to resolve the transition between the two ecosystems by meeting the needs of city dwellers for quality green spaces and reducing the anthropic pressure that the city exerts on the Huerta. These actions will be respectful of agricultural holdings and the activity of farmers, with the preservation of the latter being the primary objective.
Reference to the impact route	Sub-sector	<ul style="list-style-type: none"> <li>Linked to the Impact Domain on Renaturalisation Emissions, Biodiversity and Resilience of the Valencia 2030 Climate Mission</li> <li>Impact also on the Impact Domain of Urban Planning &amp; Habitat Emissions of the Valencia 2030 Climate Mission</li> </ul>
	Systemic lever	<ul style="list-style-type: none"> <li>Technology and Infrastructure</li> <li>Financing and Investment</li> <li>Social Innovation</li> <li>Democracy and Participation</li> <li>Governance and Policy</li> <li>Learning and Skills</li> </ul>



	Short- and Medium-Term Changes	<ul style="list-style-type: none"> <li>• Redesign of the city limits to promote interaction with Valencia's agricultural land as an agricultural and productive space of unique interest and to enhance the city's climate adaptation.</li> <li>• New green infrastructure nodes and connectors.</li> <li>• New green spaces transitioning between the huerta and the city.</li> <li>• Full accessibility of urban and metropolitan green infrastructure.</li> <li>• Green Plan and Urban Biodiversity Plan.</li> </ul>
Implementation	Organisations/individuals responsible for implementation	<p>Valencia City Council</p> <ul style="list-style-type: none"> <li>• Waste, Climate Improvement and Water Management Department</li> <li>• Integrated Water Cycle Services</li> <li>• Parks, Gardens and Natural Areas Department</li> </ul>
	Scale of action and target entities	<ul style="list-style-type: none"> <li>• Metropolitan scale, focusing on areas such as Benimaclet, Orriols-Torrefiel-Benicalap, Font d'Encorts, Malilla-San Isidre and Campanar</li> <li>• General public</li> </ul>
	Stakeholders	<ul style="list-style-type: none"> <li>• Valencia City Council</li> <li>• Agricultural Council</li> <li>• Farmers' associations of the Horta de València</li> </ul>
	Comments on implementation	<ul style="list-style-type: none"> <li>• Guided by the Valencia Metropolitan Territorial Action Plan (PATEVAL) and the Territorial Action Plan for the Management and Revitalisation of the Huerta (PATH)</li> </ul>
Impacts and costs	Renewable energy generated (if applicable)	Not applicable
	Energy eliminated/replaced, volume or type of fuel	Not applicable
	Estimated GHG emissions reduction (total)	<ul style="list-style-type: none"> <li>• This Emissions Impact Domain is not included in the economic model. An estimate of the compensation potential of the green infrastructure presented here will be studied in future iterations.</li> </ul>



	Total costs and costs per unit of CO2e	<ul style="list-style-type: none"> <li>Total cost: N/A</li> </ul>
--	--	---

B-2.2: Individual action plans		
Action scheme	Name of the action	BA-10 Regeneration of the Albufera, its beaches and the Devesa
	Type of action	AU Programme Regeneration of the coastline and territorial green integration
	Description of the action	<p>Regeneration of the coastline of the natural beaches in the south of the municipality of Valencia. The regeneration will involve artificially replenishing the beaches of l'Arbre del Gos, El Saler and La Garrofera, restoring the current shoreline to its 1965 position and restoring the previous dynamic balance, as well as extending the Gola de Puchol, which will act as a partial barrier to the longitudinal transport of sediments. The possibility of implementing other possible regeneration measures, complementary to the artificial replenishment of sand, such as artificial reefs, will be studied in order to provide a definitive solution to the problem of beach regression in the southern area. In this regard, the placement of artificial reefs at certain points along the southern coastline of the city will be studied, as this option has been implemented at other points along the Mediterranean coast with positive results.</p> <p>All measures and actions to comply with the local forest fire prevention plan for Devesa de l'Albufera, in force in the City Council of Valencia, will be accelerated. In addition, the water cannon system for fire prevention will be put into operation, as well as the complementary measures established by municipal technicians to comply with the amendment to Legislative Decree 1/2021, of 18 June, of the Regional Government approving the revised text of the Law on Land Use, Urban Planning and Landscape, through Law 7/2021, of 29 December, of the Generalitat, on fiscal measures, administrative and financial management and organisation of the Generalitat 2022, in its Sixth Additional Provision, which establishes measures for the prevention of forest fires in urbanisations, population centres, buildings and facilities located on forest land and in the forest influence zone.</p>



		Likewise, the contract for dredging canals and ditches in l'Albufera de València will be extended, as well as a pilot dredging project in specific areas of l'Albufera lake that municipal technicians deem appropriate, respecting the environmental values of the natural park, especially in those areas of the lake with registered historical springs and at the entrances of ravines to the lake.
Reference to the impact route	Sub-sector	<ul style="list-style-type: none"> <li>• Linked to the Impact Domain on Renaturalisation Emissions, Biodiversity and Resilience of the Valencia 2030 Climate Mission</li> <li>• Impact also on the Impact Domain of Urban Planning &amp; Habitat Emissions of the Valencia 2030 Climate Mission</li> </ul>
	Systemic lever	<ul style="list-style-type: none"> <li>• Technology and Infrastructure</li> <li>• Financing and Investment</li> <li>• Social Innovation</li> <li>• Governance and Policy</li> <li>• Learning and Skills</li> </ul>
	Short- and Medium-Term Changes	<ul style="list-style-type: none"> <li>• Regeneration of the beaches of l'Arbre del Gos, El Saler and La Garrofera, restoring the current shoreline to its 1965 position and restoring the previous dynamic balance, as well as extending the Gola de Puchol as a partial barrier to the longitudinal transport of sediments.</li> <li>• Risk reduction through the creation of natural barriers against storms and an increase in the tree cover along the coast.</li> <li>• Risk reduction through conservation measures for the dune system, protecting the coastline from erosion.</li> <li>• Balancing the protection of the high natural values of a protected area with its intensive public use.</li> <li>• Full accessibility of urban and metropolitan green infrastructure.</li> <li>• Green Plan and Urban Biodiversity Plan.</li> </ul>
Implementation	Organisations/individuals responsible for implementation	<p>Valencia City Council</p> <ul style="list-style-type: none"> <li>• Waste, Climate Improvement and Water Management Department</li> <li>• Integrated Water Cycle Services</li> <li>• Parks, Gardens and Natural Areas Department</li> </ul>



	Scale of action and target entities	<ul style="list-style-type: none"> <li>Metropolitan scale</li> <li>General public</li> </ul>
	Actors involved	<ul style="list-style-type: none"> <li>Valencia City Council</li> </ul>
	Comments on implementation	<ul style="list-style-type: none"> <li>Guided by the Territorial Action Plan for Green Infrastructure on the Coast (PATIVEL)</li> </ul>
Impacts and costs	Renewable energy generated (if applicable)	Not applicable
	Energy eliminated/replaced, volume or type of fuel	Not applicable
	Estimated GHG emissions reduction (total)	<ul style="list-style-type: none"> <li>This Emissions Impact Domain is not included in the economic model. An estimate of the compensation potential of the green and blue infrastructure presented here will be studied in future iterations.</li> </ul>
	Total costs and costs per unit of CO2e	<ul style="list-style-type: none"> <li>Total cost: €30,000,000</li> </ul>

B-2.2: Individual action plans		
Action plan	Name of the action	BA-11 Accessibility of the Devesa natural area
	Type of action	AU Programme Coastal regeneration and territorial green integration
	Description of action	The action includes measures aimed at protecting the coastal dune system in order to regulate intense public use, together with the construction of elements that allow greater enjoyment of its natural values (e.g. observatories). It also aims to improve the accessibility of the routes in the Devesa natural area in order to enable all sectors of society to enjoy the environment on an equal footing, adapting these routes in accordance with functional diversity criteria.
	Sub-sector	<ul style="list-style-type: none"> <li>Linked to the Impact Domain on Renaturalisation Emissions, Biodiversity</li> </ul>



Reference to the impact route		<p>and Resilience of the Valencia 2030 Climate Mission</p> <ul style="list-style-type: none"> <li>• Impact also on the Impact Domain of Urban Planning &amp; Habitat Emissions of the Valencia 2030 Climate Mission</li> </ul>
	Systemic lever	<ul style="list-style-type: none"> <li>• Technology and Infrastructure</li> <li>• Financing and Investment</li> <li>• Social Innovation</li> <li>• Governance and Policy</li> <li>• Learning and Skills</li> </ul>
	Short- and Medium-Term Changes	<ul style="list-style-type: none"> <li>• Risk reduction through the creation of natural barriers against storms and an increase in coastal tree cover.</li> <li>• Risk reduction through conservation measures for the dune system, protecting the coastline from erosion.</li> <li>• Balancing the protection of the high natural values of a protected area with its intensive public use.</li> <li>• Provision of a fully accessible and inclusive coastline for all through proper design and implementation, allowing everyone to enjoy the natural values of the area.</li> <li>• Green Plan and Urban Biodiversity Plan.</li> </ul>
Implementation	Organisations/individuals responsible for implementation	<p>Valencia City Council</p> <ul style="list-style-type: none"> <li>• Waste, Climate Improvement and Water Management Department</li> <li>• Integrated Water Cycle Services</li> <li>• Parks, Gardens and Natural Areas Department</li> </ul>
	Scale of action and target entities	<ul style="list-style-type: none"> <li>• Metropolitan scale</li> <li>• General public</li> </ul>
	Actors involved	<ul style="list-style-type: none"> <li>• Valencia City Council</li> </ul>
	Comments on implementation	<ul style="list-style-type: none"> <li>• 2022-2030</li> <li>• Guided by the Territorial Action Plan for Green Infrastructure on the Coast (PATIVEL)</li> </ul>
Impacts and costs	Renewable energy generated (if applicable)	Not applicable



	Energy eliminated/replaced, volume or type of fuel	Not applicable
	Estimated GHG emissions reduction (total)	<ul style="list-style-type: none"> <li>This Emissions Impact Domain is not included in the economic model. An estimate of the compensation potential of the green and blue infrastructure presented here will be studied in future iterations.</li> </ul>
	Total costs and costs per unit of CO2e	<ul style="list-style-type: none"> <li>Total cost: €5,000,000</li> </ul>

B-2.2: Individual action plans		
Action plan	Name of the action	BA-14 Nou llit del Turia
	Type of action	AU Programme Coastal regeneration and territorial green integration
	Description of action	Project to renaturalise the new course of the Turia River, with the aim of creating new green infrastructure that harmonises the drainage function of this area and enhances biodiversity and public use of the space. The objective is to move from an urban canal concept to a metropolitan biological corridor for public use. The actions focus on specific areas (hydraulic, ecological and social) and cross-cutting areas (accessibility and connections between built-up areas, safety of use and evacuation). It requires inter-administrative cooperation between the basin organisations, the City Council of Valencia, Quart de Poblet, Mislata and Xirivella, as well as the Valencian Regional Government.
Reference to the impact route	Sub-sector	<ul style="list-style-type: none"> <li>Linked to the Impact Domain on Renaturalisation Emissions, Biodiversity and Resilience of the Valencia 2030 Climate Mission</li> <li>Impact also on the Impact Domain of Urban Planning &amp; Habitat Emissions of the Valencia 2030 Climate Mission</li> </ul>
	Systemic lever	<ul style="list-style-type: none"> <li>Technology and Infrastructure</li> <li>Financing and Investment</li> </ul>



		<ul style="list-style-type: none"> <li>• Social Innovation</li> <li>• Democracy and Participation</li> <li>• Governance and Policy</li> <li>• Learning and Skills</li> </ul>
	Short- and Medium-Term Changes	<ul style="list-style-type: none"> <li>• The new course of the Turia River is a metropolitan biological corridor for public use and constitutes a new renaturalised green infrastructure that harmonises drainage, enhances biodiversity and promotes public use of the space.</li> <li>• New transitional green spaces.</li> <li>• New naturalised green and blue spaces.</li> <li>• New local green spaces.</li> <li>• Full accessibility of urban and metropolitan green infrastructure.</li> <li>• Green Plan and Urban Biodiversity Plan.</li> </ul>
Implementation	Organisations/individuals responsible for implementation	<p>Valencia City Council</p> <ul style="list-style-type: none"> <li>• Waste, Climate Improvement and Water Management Department</li> <li>• Integrated Water Cycle Services</li> <li>• Parks, Gardens and Natural Areas Department</li> </ul> <p>Quart de Poblet, Mislata and Xirivella Town Councils Regulatory bodies of the Turia basin Valencian Regional Government</p>
	Scale of action and target entities	<ul style="list-style-type: none"> <li>• Metropolitan scale (Valencia, Quart de Poblet, Mislata and Xirivella)</li> <li>• General public</li> </ul>
	Actors involved	<ul style="list-style-type: none"> <li>• Valencia City Council</li> <li>• Quart de Poblet, Mislata and Xirivella City Councils</li> <li>• Regulatory bodies of the Turia basin</li> <li>• Valencian Regional Government</li> </ul>
	Comments on implementation	<ul style="list-style-type: none"> <li>• Guided by the Valencia Metropolitan Territorial Action Plan (PATEVAL)</li> </ul>
Impacts and costs	Renewable energy generated (if applicable)	Not applicable
	Energy eliminated/replaced, volume or type of fuel	Not applicable



	Estimated GHG emissions reduction (total)	<ul style="list-style-type: none"> <li>This Emissions Impact Domain is not included in the economic model. An estimate of the compensation potential of the green and blue infrastructure presented here will be studied in future iterations.</li> </ul>
	Total costs and costs per unit of CO2e	<ul style="list-style-type: none"> <li>Total cost: N/A</li> </ul>

B-2.2: Individual action plans		
Action scheme	Name of the action	BA-13 Turia Natural Park
	Type of action	AU Programme Coastal regeneration and territorial green integration
	Description of action	The Turia Natural Park requires measures aimed at its protection, conservation and use in order to preserve its natural heritage as a biological corridor of great ecological value. It is a key part of the city's green corridor. To the north-west of Valencia, there are plans to create a metropolitan riverside forest stretching from the Turia River Park to the Cabecera Park. This includes the ecological restoration of the former landfill site with the construction of the new riverbed and a network of cycle paths in the urban environment, with a new 2.7-kilometre pedestrian and cycle route.
Reference to the impact route	Sub-sector	<ul style="list-style-type: none"> <li>Linked to the Impact Domain on Renaturalisation Emissions, Biodiversity and Resilience of the Valencia 2030 Climate Mission</li> <li>Impact also on the Impact Domain of Urban Planning &amp; Emissions Habitat of the Valencia 2030 Climate Mission</li> </ul>
	Systemic lever	<ul style="list-style-type: none"> <li>Technology and Infrastructure</li> <li>Financing and Investment</li> <li>Social Innovation</li> <li>Democracy and Participation</li> <li>Governance and Policy</li> <li>Learning and Skills</li> </ul>
	Short- and Medium-Term Changes	<ul style="list-style-type: none"> <li>The Turia Natural Park is a biological corridor of great ecological value that</li> </ul>



		<p>connects the city's green corridor with a metropolitan riverside forest from the Turia River Park to the Cabecera Park.</p> <ul style="list-style-type: none"> <li>• New transitional green spaces.</li> <li>• New naturalised green and blue spaces.</li> <li>• New local green spaces.</li> <li>• Full accessibility of urban and metropolitan green infrastructure.</li> <li>• Green Plan and Urban Biodiversity Plan.</li> </ul>
Implementation	Organisations/individuals responsible for implementation	<p>Valencia City Council</p> <ul style="list-style-type: none"> <li>• Waste, Climate Improvement and Water Management Department</li> <li>• Integrated Water Cycle Services</li> <li>• Parks, Gardens and Natural Areas Department</li> </ul>
	Scale of action and target entities	<ul style="list-style-type: none"> <li>• Metropolitan scale</li> <li>• General public</li> </ul>
	Actors involved	<ul style="list-style-type: none"> <li>• Valencia City Council</li> </ul>
	Comments on implementation	<ul style="list-style-type: none"> <li>• Guided by the Valencia Metropolitan Territorial Action Plan (PATEVAL)</li> </ul>
Impacts and costs	Renewable energy generated (if applicable)	Not applicable
	Energy eliminated/replaced, volume or type of fuel	Not applicable
	Estimated GHG emissions reduction (total)	
	Total costs and costs per unit of CO2e	<ul style="list-style-type: none"> <li>• Total cost: €16,200,000</li> </ul>

B-2.2: Individual action plans		
Action plan	Name of action	BA-14 Continuity with Alboraya and Carraixet beaches
	Type of action	AU Programme Sustainable and local food



	Description of action	To complete the integration with the metropolitan green infrastructure, this action focuses on the territorial and landscape continuity of the beaches in the north of the city with the Alboraya coastline, thus connecting with the Barranc del Carraixet. The ravine is a structuring element of the first order that connects and gives visibility to a large part of the landscapes and resources that form part of the northern area of Valencia: from its headwaters in La Calderona to its end at the sea. All this also passes through a rich mosaic of villages, which represent a high level of heritage and connect areas of great natural and cultural value in the huerta (market garden) area, which has been declared a Globally Important Agricultural Heritage System.
Reference to the impact route	Sub-sector	<ul style="list-style-type: none"> <li>• Linked to the Impact Domain on Renaturalisation Emissions, Biodiversity and Resilience of the Valencia 2030 Climate Mission</li> <li>• Impact also on the Impact Domain of Urban Planning &amp; Habitat Emissions of the Valencia 2030 Climate Mission</li> </ul>
	Systemic lever	<ul style="list-style-type: none"> <li>• Technology and Infrastructure</li> <li>• Financing and Investment</li> <li>• Social Innovation</li> <li>• Learning and Skills</li> </ul>
	Short- and medium-term changes	<ul style="list-style-type: none"> <li>• Territorial and landscape continuity of the northern beaches of the city with the Alboraya coastline and the Barranc del Carraixet, ensuring a connection of great natural and cultural value in the area of the orchards declared a Globally Important Agricultural Heritage System (GIAHS).</li> <li>• Connection of the coastline with important green infrastructure in the city (OAM).</li> <li>• Regulation of public use of green infrastructure to improve the conservation of the protected natural coastal area (SDA).</li> <li>• Regulation of public use of beaches to combine their function as public spaces with the conservation of their habitats.</li> <li>• Full accessibility of urban and metropolitan green infrastructure.</li> <li>• Green Plan and Urban Biodiversity Plan.</li> </ul>



Implementation	Organisations/individuals responsible for implementation	Valencia City Council <ul style="list-style-type: none"> <li>Waste, Climate Improvement and Water Management Department</li> <li>Integrated Water Cycle Services</li> <li>Parks, Gardens and Natural Areas Department</li> </ul>
	Scale of action and target entities	<ul style="list-style-type: none"> <li>Metropolitan scale</li> <li>General public</li> </ul>
	Actors involved	<ul style="list-style-type: none"> <li>Valencia City Council</li> </ul>
	Comments on implementation	<ul style="list-style-type: none"> <li>Guided by the Territorial Action Plan for Green Infrastructure on the Coast (PATIVEL)</li> </ul>
Impacts and costs	Renewable energy generated (if applicable)	Not applicable
	Energy eliminated/replaced, volume or type of fuel	Not applicable
	Estimated GHG emissions reduction (total)	<ul style="list-style-type: none"> <li>This Emissions Impact Domain is not included in the economic model. An estimate of the compensation potential of the green and blue infrastructure presented here will be studied in future iterations.</li> </ul>
	Total costs and costs per unit of CO2e	<ul style="list-style-type: none"> <li>Total cost: N/A</li> </ul>

B-2.2: Individual action plans		
Action scheme	Name of the action	BA-15 Provide socio-environmental services to green areas and facilities
	Type of action	New proposal based on the Green and Biodiversity Plan - Action 4.1
	Description of action	<p>The implementation of a comprehensive plan is proposed to provide socio-environmental services to existing green areas and facilities with the aim of improving the integration of vulnerable groups, promoting intergenerational and socio-affective relationships, and encouraging care within the city of Valencia.</p> <p>A detailed participatory analysis of the needs of each area will be carried out, considering the specific characteristics of the community and the vulnerable groups present in it. Customised strategies will be designed to increase and</p>



		<p>balance the socio-environmental services available in neighbourhoods, taking into account:</p> <ul style="list-style-type: none"> <li>• Multifunctional design of public spaces: The design of squares, parks and other public spaces as multifunctional places that meet the diverse needs of the community will be promoted. This involves the creation of recreational areas, spaces for social interaction and the inclusion of elements that promote environmental education and outdoor activities.</li> <li>• Improvement of existing green infrastructure: Actions will be carried out to improve environmental quality and promote biodiversity in the least valued green areas. This will include the implementation of water retention systems, the recovery of natural watercourses and the creation of rest areas accessible to all citizens.</li> <li>• Inclusion of care: Special attention will be paid to the inclusion of services and spaces that meet the needs of vulnerable groups, such as people with functional diversity or the elderly. Initiatives such as the creation of adapted rest areas, the installation of specialised equipment and the organisation of inclusive activities that encourage the participation of all citizens will be promoted.</li> <li>• Food supply: Strategies will be explored to promote urban agriculture and access to fresh, healthy food within existing green spaces and facilities. This may include the creation of community urban gardens, the installation of growing areas in parks and squares, and the organisation of local farmers' markets.</li> </ul> <p>Solutions must be fully adapted to the realities of communities, promoting the use of nature-based solutions and innovative actions (edible urban forests, urban gardens, environmental classrooms, composting points, resource libraries, etc.).</p>
Reference to the impact pathway	Sub-sector	Linked to the Impact Domain on Renaturalisation Emissions, Biodiversity and Resilience of the Valencia 2030 Climate Mission
	Systemic lever	<ul style="list-style-type: none"> <li>• Technology &amp; Infrastructure</li> <li>• Social Innovation</li> <li>• Learning and Skills</li> </ul>
	Short- and medium-term changes	<ul style="list-style-type: none"> <li>• New green/bio-healthy circuits.</li> <li>• Creation of new urban gardens</li> <li>• SBNs deployed and capable of storing carbon, regulating water or controlling temperature, whether in public or private spaces, buildings, peri-urban environments, corridors, natural areas and coastal boundaries.</li> <li>• Improved climate adaptation capacity (temperature regulation, flood prevention, etc.)</li> <li>• Strengthening of the social fabric, promoting intergenerational solidarity and community cohesion.</li> </ul>
Implementation	Organisations/individuals responsible for implementation	<p>Valencia City Council</p> <ul style="list-style-type: none"> <li>• Parks, Gardens and Natural Areas Department</li> </ul> <p>Civil society and citizens</p>
	Scale of action and target entities	<ul style="list-style-type: none"> <li>• City scale</li> <li>• Citizens in general</li> <li>• City residents</li> </ul>



Impacts and costs	Stakeholders	<ul style="list-style-type: none"> <li>Valencia City Council</li> <li>Neighbourhood associations</li> <li>Federation of city associations</li> <li>Citizens in general</li> <li>Associations for people with reduced mobility</li> <li>Youth associations</li> <li>Associations for the elderly</li> </ul>
	Comments on implementation	2024-2030 Green and Biodiversity Plan – Action 4.1
	Renewable energy generated (if applicable)	Not applicable
	Energy eliminated/replaced, volume or type of fuel	N/A
	Estimated GHG emissions reduction (total)	Sector not covered by the model. An estimate of the action's offset will be studied in future iterations.
	Total costs and costs per unit of CO2e	Not applicable

B-2.2: Individual action plans		
Action plan	Name of action	BA-16 Adaptation projects
	Type of action	New proposal based on the Fair Local Green Deals project and the Valencia Climate and Energy Strategic Plan
	Description of action	<p>Develop integrated strategies to increase Valencia's resilience to extreme heat by consolidating and improving a network of climate shelters, raising public awareness and transforming urban spaces through nature-based solutions.</p> <p>1. Climate Shelter Network: continue with the scaling phase of the Network created in 2024, incorporating new facilities and reinforcing the operating conditions of all spaces, both indoor and outdoor, to ensure adequate thermal comfort during episodes of extreme temperatures.</p> <ul style="list-style-type: none"> <li>Adapt and signpost new shelters, based on the inventory work already carried out, prioritising their implementation in vulnerable areas and setting a short-term goal of having at least two shelters per district.</li> <li>Ensure accessibility and connection of shelters through safe and shaded pedestrian routes.</li> <li>Coordinate this action with the future Catalogue of Climate Spaces of the Valencian Community, the PACES and the future City Adaptation Plan.</li> </ul>



		<p>2. Heat awareness and awareness-raising: reduce the health risks associated with extreme heat through education and citizen participation.</p> <ul style="list-style-type: none"> <li>• Develop information campaigns on the risks of heat and the use of climate shelters, aimed especially at vulnerable groups.</li> <li>• Create a digital library with practical resources (guides, recommendations, teaching materials).</li> <li>• Hold community workshops and collaborate with health centres, schools and senior centres to strengthen preparedness and response to extreme heat.</li> </ul> <p>3. Renaturalisation of school and public spaces: improving adaptation to heat through nature-based solutions.</p> <ul style="list-style-type: none"> <li>• Implement pilot projects in schools and public spaces, continuing the work begun under the School Green Plan and the Redibuixem l'Espai programme, focused on increasing shade, vegetation and soil permeability.</li> <li>• Integrate renaturalised school playgrounds into the Climate Refuge Network, promoting their shared use by the community.</li> </ul>
Reference to the impact path	Sub-sector	Linked to the Impact Domain on Renaturalisation Emissions, Biodiversity and Resilience of the Valencia 2030 Climate Mission
	Systemic lever	<ul style="list-style-type: none"> <li>• Technology &amp; Infrastructure</li> <li>• Social Innovation</li> <li>• Democracy and Participation</li> <li>• Learning and Skills</li> </ul>
	Short- and Medium-Term Changes	<ul style="list-style-type: none"> <li>• Expansion and improvement of the Climate Shelter Network, with greater coverage in vulnerable neighbourhoods.</li> <li>• Thermal adaptation of educational centres and public spaces through nature-based solutions.</li> <li>• SbNs deployed and capable of storing carbon, regulating water or controlling temperature, whether in public or private spaces, buildings, peri-urban environments, corridors, natural areas and coastal boundaries.</li> <li>• Improved climate adaptation capacity (temperature regulation, flood prevention, etc.).</li> <li>• Reduction of the impact of heat on health, especially in vulnerable populations, through campaigns and workshops.</li> <li>• Less pressure on health services during heat waves.</li> <li>• Strengthening of the social fabric, promoting intergenerational solidarity and community cohesion</li> <li>• Improvement of local climate resilience by integrating public facilities and spaces as adaptation hubs.</li> </ul>
Implementation		Valencia City Council



Impacts and costs	Organisations/individuals responsible for implementation	<ul style="list-style-type: none"> <li>Waste, Climate Improvement and Water Management Department</li> <li>Valencia Climate and Energy Foundation</li> </ul>
	Scale of action and target entities	<ul style="list-style-type: none"> <li>City scale</li> <li>Metropolitan scale</li> <li>General public</li> <li>Educational centres in the city</li> <li>Residents of Valencia and tourists</li> <li>Cultural associations and agents</li> </ul>
	Stakeholders	<ul style="list-style-type: none"> <li>Valencia City Council <ul style="list-style-type: none"> <li>Department of Culture, Education, Sports and Fallas</li> <li>Department of Family, Senior Citizens and Traditions</li> <li>Department of Safety and Mobility</li> <li>Department of Urban Planning, Housing and Licensing</li> <li>Parks, Gardens and Natural Spaces Department</li> <li>Social Welfare Department</li> </ul> </li> <li>Valencian Regional Government</li> <li>Neighbourhood associations</li> <li>City residents</li> <li>Associations for people with reduced mobility</li> <li>Youth associations</li> <li>Associations for the elderly</li> <li>Educational centres in the city</li> <li>Associations of students' families</li> </ul>
	Comments on implementation	2024-2030
	Contributions from the Sustainable Valencia Forum	Propose open spaces as potential climate shelters.
	Renewable energy generated (if applicable)	Not applicable
	Energy eliminated/replaced, volume or type of fuel	N/A
	Estimated GHG emissions reduction (total)	Sector not covered by the model. An estimate of the action's offset will be studied in future iterations.
	Total costs and costs per unit of CO <sub>2</sub> e	Not applicable

B-2.2: Individual action plans		
Action plan	Name of action	BA-17 Home services
	Type of action	AU València Programme Social inclusion, equality and human rights



	Description of action	Comprehensive care for people in situations of social vulnerability, dependent elderly people or people with disabilities in their homes is a fundamental line of action in terms of social protection and welfare, with the aim of ensuring that people who have difficulty meeting their daily needs independently have support that enables them to remain in their homes for as long as possible, delaying or providing an alternative to their admission to a residential facility. This involves the continuous improvement and expansion of the various home service contracts managed by Valencia City Council, in order to provide sufficient, high-quality coverage in relation to demand: Home Help Service, Home Meal Delivery Service and Telecare Service.
Reference to the impact pathway	Sub-sector	Linked to the Impact Domain on Renaturalisation Emissions, Biodiversity and Resilience of the Valencia 2030 Climate Mission
	Systemic lever	<ul style="list-style-type: none"> <li>• Financing and investment</li> <li>• Social innovation</li> <li>• Democracy and Participation</li> <li>• Learning and Skills</li> </ul>
	Short- and medium-term changes	<ul style="list-style-type: none"> <li>• Improving the quality of life of the population</li> <li>• Reducing the burden on health services</li> <li>• Strengthening the social fabric, promoting intergenerational solidarity and community cohesion</li> <li>• Encourage a coordinated response from public bodies to extreme heat events</li> </ul>
Implementation	Bodies/individuals responsible for implementation	Valencia City Council <ul style="list-style-type: none"> <li>• Social Welfare Department</li> </ul>
	Scale of action and target entities	<ul style="list-style-type: none"> <li>• City scale</li> <li>• General public</li> </ul>
	Actors involved	<ul style="list-style-type: none"> <li>• Valencia City Council</li> <li>• Neighbourhood associations</li> <li>• General public</li> </ul>
	Comments on implementation	2024-2026 Valencia Urban Strategy 2030. Local Action Plan - Action Line 21.5: Home services
	Renewable energy generated (if applicable)	Not applicable
Impacts and costs	Energy eliminated/replaced, volume or type of fuel	N/A
	Estimated reduction in GHG emissions (total)	Sector not covered by the model. An estimate of the action's offset will be studied in future iterations.



Total costs and costs per unit of CO2e

Not applicable

B-2.2: Individual action plans		
Action plan	Name of the action	BA-18 Valencia Adaptation Plan
	Type of action	New proposal based on the Valencia Climate and Energy Strategic Plan
	Description of the action	Development of a new plan for adapting to extreme weather events in Valencia, based on the Consolidated Diagnosis developed in 2022, which identifies the current and future risks facing Valencia. The plan will include a detailed and prioritised proposal for adaptation actions with a transformative approach, considering new policies and financing opportunities. In addition, it will integrate lessons learned and results from the Valencia 2030 Climate Mission, and will be developed through a process of validation and enrichment with citizens and key stakeholders in the city. Finally, a monitoring framework with indicators will be established to monitor both the progress of the actions and the evolution of climate risks.
Reference to the impact pathway	Sub-sector	Linked to the Impact Domain on Renaturalisation Emissions, Biodiversity and Resilience of the Valencia 2030 Climate Mission
	Systemic lever	<ul style="list-style-type: none"> <li>• Financing and Investment</li> <li>• Governance and Policy</li> </ul>
	Short- and medium-term changes	<ul style="list-style-type: none"> <li>• Adaptation Plan drafted in 2026.</li> </ul>
Implementation	Organisations/individuals responsible for implementation	Valencia City Council <ul style="list-style-type: none"> <li>• Waste, Climate Improvement and Water Management Department</li> <li>• Valencia Climate and Energy Foundation</li> </ul>
	Scale of action and target entities	<ul style="list-style-type: none"> <li>• City scale</li> <li>• General public</li> </ul>
	Stakeholders	<ul style="list-style-type: none"> <li>• Valencia City Council</li> <li>• Valencian Regional Government</li> <li>• Neighbourhood associations</li> <li>• City residents</li> <li>• Universities</li> <li>• Private companies</li> </ul>
	Comments on implementation	2025-2026
	Contributions from the Sustainable Valencia Forum.	Participate as city stakeholders in the new adaptation plan.



Impacts and costs	Renewable energy generated (if applicable)	Not applicable
	Energy eliminated/replaced, volume or type of fuel	N/A
	Estimated reduction in GHG emissions (total)	Sector not covered by the model. An estimate of the action's compensation will be studied in future iterations.
	Total costs and costs per unit of CO <sub>2</sub> e	Not applicable

B-2.2: Individual action plans		
Action plan	Name of action	BA-19 UPV Green and Biodiversity Plan
	Type of action	From an entity of the Valencia Sustainable Forum
	Description of action	<p>The UPV Green and Biodiversity Plan is a strategic planning initiative aimed at promoting the green transition of campuses through comprehensive improvements to their green infrastructure. It will focus on open spaces, green areas and areas of opportunity to strengthen ecological connectivity, ecosystem functionality, biodiversity and sustainability in the management of university spaces, while also integrating the relationship with the environment and continuity with the urban green network.</p> <p>The plan will define an interconnected network of green elements to improve their functionality, promote the naturalisation of spaces, conserve and restore biodiversity, and reduce soil sealing. Across the board, it will incorporate criteria for adaptation and mitigation of extreme weather events (reduction of the heat island effect, increased resilience and reduction of the carbon footprint), with the ultimate goal of moving towards emissions neutrality.</p> <p>The plan will be developed in several phases, from the analysis and diagnosis of the current situation to the definition of the action plan, including the spatial planning of the actions and a timetable to guide their implementation. In addition, it will be supported by a process of public participation by the university community, integrating contributions to help design and promote the implementation of the proposed actions.</p>



Reference to the impact pathway	Sub-sector	<ul style="list-style-type: none"> <li>• Renaturalisation, Biodiversity and Resilience</li> <li>• Urban Planning and Habitat</li> <li>• Waste recycling</li> </ul>
	Systemic leverage	<ul style="list-style-type: none"> <li>• Technology and Infrastructure</li> <li>• Governance and Policy</li> <li>• Democracy and Participation</li> </ul>
	Short- and medium-term changes	<ul style="list-style-type: none"> <li>• Achieving carbon neutrality in the medium term</li> <li>• Expand and improve the functionality of green infrastructure on campuses</li> <li>• Naturalise and diversify green areas to increase biodiversity of flora and fauna</li> <li>• Manage energy and water use sustainably</li> <li>• Strengthen resilience to climate change</li> <li>• Promote education and participation of the university community in green infrastructure and biodiversity</li> </ul>
Implementation	Organisations/individuals responsible for implementation	Polytechnic University of Valencia
	Scale of action and target entities	<ul style="list-style-type: none"> <li>• Campus of the Polytechnic University of Valencia and its surroundings</li> <li>• Students and residents of the city</li> </ul>
	Actors involved	Polytechnic University of Valencia
	Comments on implementation	<ul style="list-style-type: none"> <li>• Period 2027-2031</li> </ul>
Impacts and costs	Renewable energy generated (if applicable)	
	Energy eliminated/replaced, volume or type of fuel	
	Estimated GHG emissions reduction (total)	
	Total costs and costs per unit of CO <sub>2</sub> e	€78,600 (plan development)

B-2.2: Individual action plans



Action plan	Name of action	IET-1 Economic, social and ecological transition of fisheries
	Type of action	AU Programme Sustainable and local food
	Description of action	Action divided into three main areas of action: 1) economic, with actions such as improving fish marketing facilities or creating a single commercial platform for all traditional fishing and aquaculture stakeholders in Valencia; 2) cultural, with actions such as enhancing the value of the industrial fishing heritage through the conservation of historic buildings and the recovery of their industrial memory, or the design of cultural and tourist products that make this heritage accessible to both local citizens and visitors; and 3) environmental, with actions such as the transformation or establishment of a collaboration agreement with waste management companies for the collection of waste from the seabed, strengthening this environmental role.
Reference to the impact pathway	Sub-sector	<ul style="list-style-type: none"> <li>• Linked to the Impact Domain on Emissions from Economy and Industry of the Valencia 2030 Climate Mission</li> </ul>
	Systemic lever	<ul style="list-style-type: none"> <li>• Technology and Infrastructure</li> <li>• Learning and Skills</li> </ul>
	Short- and medium-term changes	<ul style="list-style-type: none"> <li>• Fishing sector activated in three major areas of action: economic, cultural and environmental.</li> <li>• Elimination of emissions from fishing vessels through the installation of electric and/or hydrogen engines.</li> <li>• Strengthening the economic viability of traditional fishing and aquaculture stakeholders in the city of Valencia.</li> <li>• Preservation and increased visibility of the tangible and intangible fishing heritage of Valencia's maritime villages.</li> </ul>
Implementation	Organisations/individuals responsible for implementation	Valencia City Council <ul style="list-style-type: none"> <li>• Waste, Climate Improvement and Water Management Department</li> <li>• Mayor's Office</li> </ul> El Palmar Fishing Community



	Scale of action and target entities	<ul style="list-style-type: none"> <li>• Metropolitan scale</li> <li>• Local productive fabric of the agri-food sector – Fishing organisations</li> </ul>
	Actors involved	<ul style="list-style-type: none"> <li>• Valencia City Council</li> <li>• El Palmar Fishermen's Association</li> <li>• Perellonet Angler's Guild</li> <li>• Valencia Fishermen's Guild</li> <li>• Valencia Clam Fishermen's Association</li> </ul>
	Comments on implementation	<ul style="list-style-type: none"> <li>• 2022-2025</li> </ul>
Impacts and costs	Renewable energy generated (if applicable)	Not applicable
	Energy eliminated/replaced, volume or type of fuel	N/A
	Estimated GHG emissions reduction (total)	<ul style="list-style-type: none"> <li>• This Emissions Impact Domain is not included in the economic model. An estimate of the compensation potential of the action presented here will be studied in future iterations.</li> </ul>
	Total costs and costs per unit of CO2e	<ul style="list-style-type: none"> <li>• Total cost: €500,000</li> </ul>

B-2.2: Individual action plans		
Action plan	Name of action	IET-2 Promotion of local commerce
	Type of action	AU Employment and Entrepreneurship Programme
	Description of action	This action aims to promote local commerce as a strategy not only for generating economic activity and employment, but also for revitalising the city's neighbourhoods. This includes advancing municipal actions to recover closed premises and, from there, initiating a collaborative search for new activities to reactivate them.
Reference to the impact pathway	Sub-sector	<ul style="list-style-type: none"> <li>• Linked to the Impact Domain on Emissions from Economy and Industry of the Valencia 2030 Climate Mission</li> </ul>



	Systemic lever	<ul style="list-style-type: none"> <li>• Democracy and Participation</li> <li>• Governance and Policy</li> <li>• Learning and Skills</li> </ul>
	Short- and medium-term changes	<ul style="list-style-type: none"> <li>• Local commerce as a strategy for generating economic activity and employment, as well as revitalising city neighbourhoods, including municipal actions to recover closed premises and collaboratively seek new activities to reactivate them.</li> </ul>
Implementation	Organisations/individuals responsible for implementation	Valencia City Council <ul style="list-style-type: none"> <li>• Employment, Training and Entrepreneurship Department</li> </ul> Trade associations
	Scale of action and target entities	<ul style="list-style-type: none"> <li>• City scale</li> <li>• Local commercial sector</li> </ul>
	Stakeholders	<ul style="list-style-type: none"> <li>• Valencia City Council</li> <li>• Trade associations</li> </ul>
	Comments on implementation	<ul style="list-style-type: none"> <li>• Guided by the 2017-2022 Strategic Plan for Employment, Entrepreneurship and Training</li> </ul>
Impacts and costs	Renewable energy generated (if applicable)	Not applicable
	Energy eliminated/replaced, volume or type of fuel	Not applicable
	Estimated GHG emissions reduction (total)	<ul style="list-style-type: none"> <li>• This Emissions Impact Domain is not included in the economic model. An estimate of the compensation potential of the action presented here will be studied in future iterations.</li> </ul>
	Total costs and costs per unit of CO2e	<ul style="list-style-type: none"> <li>• Total cost: N/A</li> </ul>

B-2.2: Individual action plans		
Action plan	Name of action	IET-3 Valencia Innovation Capital (VIC)



	Type of action	New - Cross-cutting action with an impact on all sectors and Emission Impact Domains of the Valencia 2030 Climate Mission
	Description of the action	<p>Valencia Innovation Capital (VIC) is the innovation strategy of Valencia City Council to promote a dynamic, diverse and creative city that converges towards climate neutrality.</p> <p>VIC acts as a catalyst for the city's technological and digital transformation, facilitating public-private collaboration and developing innovative solutions that solve real city problems with a direct impact on people's lives.</p> <p>The platform integrates two main strands: Valencia Innovation Lab (a centre for experimentation in sustainable urban technologies) and Valencia Innovation Ecosystem (the epicentre of technological entrepreneurship). With more than 10,000 m<sup>2</sup> distributed across the Las Naves and La Harinera buildings, VIC develops European projects, local initiatives, acceleration programmes and experimentation tools that contribute directly to the city's climate objectives.</p> <p>Through its strategic sectors (sustainability, AI, health and wellbeing, smart city and govtech, sustainable tourism, gaming, diversity and the future of work), VIC's economic objective is to leverage public-private resources worth more than €100 million over three years, generating a ratio of €3.6 in ecosystem investment for every euro of public money invested.</p>
Reference to the impact pathway	Sub-sector	<p>All subsectors with special emphasis on:</p> <ul style="list-style-type: none"> <li>● Reducing the need for motorised transport</li> <li>● Modal shift: shift to public and non-motorised transport</li> <li>● Car sharing</li> <li>● Optimisation of freight transport logistics</li> <li>● Building renovations</li> <li>● New nearly zero-energy buildings</li> <li>● Efficient lighting and appliances</li> <li>● Low-emission electricity generation</li> <li>● Waste recycling</li> <li>● Renaturalisation, biodiversity and resilience</li> <li>● Economy and Industry</li> <li>● Urban planning and habitat</li> </ul>
	Systemic leverage	<p>Choose one or more from:</p> <ul style="list-style-type: none"> <li>● Technology and Infrastructure</li> </ul>



		<ul style="list-style-type: none"> <li>• Financing and Investment</li> <li>• Social Innovation</li> <li>• Democracy and Participation</li> <li>• Governance and Politics</li> <li>• Learning and Skills</li> </ul>
	Short- and Medium-Term Changes	<ul style="list-style-type: none"> <li>• Conversion of Valencia into a leading technological hub in the Mediterranean with a focus on sustainability, among other things</li> <li>• Development of 12+ European projects with €4 million in funding, several with a sustainability component</li> <li>• Implementation of 13+ own climate and urban innovation projects</li> <li>• 21 national and international innovation collaboration networks, some with a climate focus</li> <li>• Mobilisation of €100 million in public-private partnerships for solutions, including climate solutions</li> <li>• Creation of observatories, laboratories and experimentation tools, including climate solutions</li> <li>• Training of 200+ entrepreneurs in sustainable technologies</li> <li>• Development of the Urban Sandbox as a space for experimentation with climate solutions</li> </ul>
Implementation	Organisations/individuals responsible for implementation	<p>Valencia City Council:</p> <ul style="list-style-type: none"> <li>• Mayor's Office. Department of Innovation, Technology, Digital Agenda and Investment Attraction</li> <li>• Valencian Community Foundation for Strategic Promotion, Development and Urban Innovation</li> </ul>
	Scale of action and target entities	<ul style="list-style-type: none"> <li>• City scale</li> <li>• City residents</li> <li>• Entrepreneurial and technological ecosystem</li> <li>• Companies, start-ups, investors and universities</li> </ul>
	Stakeholders	<ul style="list-style-type: none"> <li>• Valencia City Council</li> <li>• Polytechnic University of Valencia (UPV) • University of Valencia (UV)</li> <li>• Valencia Chamber of Commerce</li> <li>• Startup Valencia</li> <li>• REDIT (Network of Technology Institutes) • Valencian Regional Government (IVACE+I)</li> </ul>



		<ul style="list-style-type: none"> <li>• Valencia Provincial Council• Local and international entrepreneurial ecosystem</li> <li>• Technology companies and corporations</li> <li>• Research and development centres</li> </ul>
	Comments on implementation	<ul style="list-style-type: none"> <li>• 2025-2030</li> </ul>
Impacts and costs	Renewable energy generated (if applicable)	<ul style="list-style-type: none"> <li>• 100kW photovoltaic plant in Las Naves with annual savings of 54,700 kg CO<sub>2</sub>eq</li> <li>• European energy efficiency and renewable energy projects</li> </ul>
	Energy eliminated/replaced, volume or type of fuel	<ul style="list-style-type: none"> <li>• Reduction in energy consumption in municipal buildings through efficiency projects</li> <li>• Replacement of fossil fuels with renewable electricity in VIC buildings</li> <li>• Promotion of electric and sustainable mobility in the ecosystem</li> </ul>
	Estimated reduction in GHG emissions (total)	<ul style="list-style-type: none"> <li>• Significant indirect contribution through:               <ul style="list-style-type: none"> <li>- Energy efficiency projects</li> <li>-Promotion of clean technology start-ups</li> <li>- Development of smart city solutions</li> <li>- Promotion of the circular economy</li> <li>- Promotion of sustainable mobility</li> <li>- Innovation in sustainable construction</li> </ul> </li> </ul>
	Total costs and costs per unit of CO <sub>2</sub> e	<ul style="list-style-type: none"> <li>• Total cost: €7,907,714 per year (2025 Action Plan)</li> <li>• Cost-effectiveness ratio: Mobilisation of €3.6 of ecosystem investment for every €1 of public funding</li> </ul>

B-2.2: Individual action plans		
Action plan	Name of the action	IET-4 Valencia Innovation Lab
	Type of action	New - Specific action for experimentation and development of sustainable urban technologies with a direct impact on reducing emissions
	Description of action	Valencia Innovation Lab is an urban experimentation laboratory focused on sustainable



		<p>technologies that solve city problems and improve citizens' quality of life.</p> <p>Located mainly in the Las Naves building, it acts as a Smart City Centre, developing European and local innovation projects, GovTech initiatives and experimentation resources at the service of the ecosystem.</p> <p>It manages 12+ European projects worth €4 million in areas such as energy efficiency, circular economy, urban agriculture, sustainable mobility and waste management. It develops 13+ projects of its own, including Horta-Tech (digital monitoring of irrigation water), Las Naves Brillen (energy transition), urban vertical gardens and waste separation. It operates specialised laboratories (Sono-Lab, Food-Lab, Urban Tech, Avalua-Lab, Turis-Lab), sector observatories and the Urban Sandbox, which turns the city into a living lab for experimenting with climate solutions.</p>
Reference to the impact pathway	Sub-sector	<p>Choose one or more from:</p> <ul style="list-style-type: none"> <li>● Shared transport</li> <li>● Optimisation of logistics in freight transport</li> <li>● Building renovations</li> <li>● New nearly zero-energy buildings</li> <li>● Efficient lighting and appliances</li> <li>● Low-emission heat generation (decarbonisation of heating)</li> <li>● Low-emission electricity generation</li> <li>● Waste recycling</li> <li>● Renaturalisation, biodiversity and resilience</li> </ul>
	Systemic leverage	<p>Choose one or more from:</p> <ul style="list-style-type: none"> <li>● Technology and Infrastructure</li> <li>● Social Innovation</li> <li>● Governance and Policy</li> <li>● Learning and Skills</li> </ul>
	Short- and Medium-Term Changes	<ul style="list-style-type: none"> <li>• 12 active European projects in climate technologies (€4 million)</li> <li>• 13 own projects on sustainable urban innovation</li> <li>• Implementation of the Urban Sandbox with 100+ experimentation resources</li> <li>• 5 laboratories specialising in sustainable innovation</li> </ul>



		<ul style="list-style-type: none"> <li>• 100kW photovoltaic plant with 54,700 kg CO2eq/year savings</li> <li>• Network of 16+ national and international urban innovation networks</li> <li>• 4 new annual pilots in strategic areas, including climate</li> </ul>
Implementation	Organisations/individuals responsible for implementation	<p>Valencia City Council – Mayor’s Office</p> <ul style="list-style-type: none"> <li>• Valencian Community Foundation for Strategic Promotion, Development and Urban Innovation</li> <li>• Smart City Office (OCI)</li> <li>• Innovation Service</li> <li>• European Projects Office</li> </ul>
	Scale of action and target entities	<ul style="list-style-type: none"> <li>• City scale</li> <li>• Municipal services of the city council</li> <li>• City residents</li> <li>• Research centres and universities</li> </ul>
	Stakeholders	<ul style="list-style-type: none"> <li>• European Commission</li> <li>• Polytechnic University of Valencia (UPV)</li> <li>• University of Valencia (UV)</li> <li>• REDIT Technology Centres</li> <li>• Technology companies in the ecosystem</li> <li>• European partners in projects (381 partners, 32 countries since 2017)</li> </ul>
	Comments on implementation	<ul style="list-style-type: none"> <li>• 2025-2030</li> </ul>
Impacts and costs	Energy eliminated/replaced, volume or type of fuel	<ul style="list-style-type: none"> <li>• €22,576.97 in annual energy savings at Las Naves</li> <li>• Optimisation of water consumption in the Huerta through Horta-Tech</li> <li>• Reduction in food waste through ToNoWaste and MixMatters projects</li> </ul>
	Estimated reduction in GHG emissions (total)	<ul style="list-style-type: none"> <li>• 54,700 kg CO2eq/year direct (photovoltaic plant)</li> <li>• Significant indirect contribution through: <ul style="list-style-type: none"> <li>- Energy efficiency projects in buildings</li> <li>- Optimisation of urban waste management</li> <li>- Improved irrigation water management</li> <li>- Development of sustainable mobility solutions</li> <li>- Promotion of the circular economy</li> </ul> </li> </ul>



	Total costs and costs per unit of CO2e	<ul style="list-style-type: none"> <li>• Total cost: €2,278,014.95 per year</li> <li>• Leverage: €6 million for the ecosystem with €1.4 million investment from VILab</li> <li>• Cost-effectiveness ratio: €4.3 ecosystem for every €1 public</li> </ul>
--	--	--

B-2.2: Individual action plans		
Action plan	Name of action	IET-5 Valencia Innovation Ecosystem
	Type of action	Action to boost the technological entrepreneurial ecosystem with a focus on climate solutions and sustainability
	Description of the action	<p>Valencia Innovation Ecosystem (VIE) is the catalyst for the development of the innovative technology ecosystem, located mainly in the La Harinera building, where students, researchers, entrepreneurs, investors, SMEs and corporations converge.</p> <p>VIE promotes sustainable technological entrepreneurship by developing acceleration programmes, specialised training, talent attraction and international investment. It operates specific programmes such as Climate Launchpad (the world's largest climate ideas competition), accelerators in AI and gaming, diversity and inclusion programmes, and Valencia Game City.</p> <p>It facilitates public-private collaboration by mobilising ecosystem resources, developing more than eight of its own acceleration programmes, four programmes with third parties, and connecting with international markets through Alliance. It trains more than 200 entrepreneurs annually and manages soft landing and digital nomad spaces.</p>
Reference to the impact pathway	Sub-sector	Choose one or more from: All apply across the board and/or on an ad hoc basis
	Systemic lever	Select one or more from: <ul style="list-style-type: none"> <li>• Technology and Infrastructure</li> <li>• Financing and Investment</li> <li>• Social Innovation</li> <li>• Democracy and Participation</li> <li>• Learning and Skills</li> </ul>



	Short- and Medium-Term Changes	<ul style="list-style-type: none"> <li>• 80+ start-ups in acceleration programmes, some with a specific focus</li> <li>• 200+ entrepreneurs trained in sustainable technologies, among others</li> <li>• 15% annual growth in the technological entrepreneurial ecosystem</li> <li>• 21.07% of Valencian start-ups work with AI, also applied to sustainability</li> <li>• 8 in-house acceleration programmes; Climate Launchpad in the climate sector</li> <li>• Presence at 8 leading international events</li> <li>• 50+ collaborations with companies in open innovation</li> <li>• Public-private investment vehicle for start-ups</li> </ul>
Implementation	Organisations/individuals responsible for implementation	<p>Valencia City Council – Mayor’s Office</p> <ul style="list-style-type: none"> <li>• Valencian Community Foundation for Strategic Promotion, Development and Urban Innovation</li> <li>• Department of Innovation, Technology, Digital Agenda and Investment Attraction</li> <li>• Investment and Internationalisation Office</li> </ul>
	Scale of action and target entities	<ul style="list-style-type: none"> <li>• City scale with international projection</li> <li>• Technological entrepreneurial ecosystem</li> <li>• Startups and technology companies</li> <li>• Digital and innovative talent</li> <li>• National and international investors</li> </ul>
	Stakeholders	<ul style="list-style-type: none"> <li>• Startup Valencia</li> <li>• EOI (School of Industrial Organisation)• Centre for Digital Technology Management (CDTM Munich)</li> <li>• Climate-KIC (largest European climate innovation consortium)</li> <li>• AVAENSEN (Valencian Renewable Energy Association)</li> <li>• Valencia Chamber of Commerce</li> <li>• International innovation ecosystems</li> </ul>
	Comments on implementation	<ul style="list-style-type: none"> <li>• 2025-2030</li> </ul>
	Contributions from the Valencia Sustainable Forum	<ul style="list-style-type: none"> <li>• Consider collective entrepreneurship through cooperatives and acceleration programmes.</li> <li>• Beyond start-ups, highlight the knowledge of research foundations such as ANECOOP and CAJAMAR, and transfer the</li> </ul>



		<p>innovation knowledge of companies and associations.</p> <ul style="list-style-type: none"> <li>• Promote alliances between companies and start-ups, such as entrepreneurship to solve ERTES.</li> <li>• Promote intrapreneurship.</li> <li>• Key business associations to connect agents.</li> </ul>
Impacts and costs	Renewable energy generated (if applicable)	<ul style="list-style-type: none"> <li>• Indirect boost through renewable energy start-ups</li> <li>• Climate Launchpad: acceleration of clean technologies</li> <li>• Energy efficiency acceleration programmes</li> </ul>
	Energy eliminated/replaced, volume or type of fuel	<ul style="list-style-type: none"> <li>• Accelerated start-ups in energy efficiency and electrification</li> <li>• Promotion of sustainable mobility in the ecosystem</li> <li>• Specific programmes for sustainable technology companies</li> </ul>
	Estimated GHG emissions reduction (total)	<ul style="list-style-type: none"> <li>• Significant indirect impact through: <ul style="list-style-type: none"> <li>- 1,517 Valencian startups (15% annual growth)</li> <li>- 21% with an AI component applied to sustainability, among others</li> <li>- Start-ups specialising in clean technologies</li> <li>- Circular economy and efficiency programmes</li> <li>- Promotion of smart city solutions</li> <li>- Promotion of electric mobility</li> </ul> </li> </ul>
	Total costs and costs per unit of CO2e	<ul style="list-style-type: none"> <li>• Total cost: €2,743,652.19 per year</li> </ul>
		<ul style="list-style-type: none"> <li>• Ecosystem mobilisation: <ul style="list-style-type: none"> <li>-€840,000 in international business opportunities</li> <li>- €2,400,000 in sector events</li> <li>- €396,000 in support programmes</li> <li>- €2,750,000 in innovation grants</li> </ul> </li> </ul>
		<ul style="list-style-type: none"> <li>• Overall cost-effectiveness ratio: €3.6 ecosystem for every €1 public funding</li> </ul>

B-2.2: Individual action plans



Action plan	Name of action	IET-6 Urban Technology Enclave (Valencia Mediterranean Tech Hub)
	Type of action	New
	Description of action	The Valencia City Council, in its efforts to promote technological entrepreneurship and innovation, has the fundamental objective of strengthening the city's economy, positioning it as a magnet for investment and talent. In this context, and in line with the need to move towards a more sustainable and resilient city in the face of climate challenges, the City Council has begun to prepare an application to the Valencian Regional Government for the classification of 46 Valencia Mediterranean Tech Hub as an Urban Technology Enclave Zone. This initiative, framed within Law 14/2018 on the Management, Modernisation and Promotion of Industrial Areas in the Valencian Community and Decree 258/2019, aims not only to boost the attraction and establishment of technological and innovative companies, but also to encourage investment in technologies that support the transition towards sustainability. In addition, tax benefits and guarantees will be offered to these companies, encouraging the development of technological solutions that contribute to climate neutrality, urban resilience and innovation in the field of climate change.
Reference to the impact pathway	Sub-sector	<ul style="list-style-type: none"> <li>• Linked to the Impact Domain on Emissions from Economy and Industry of the Valencia 2030 Climate Mission</li> </ul>
	Systemic lever	<ul style="list-style-type: none"> <li>• Technology and Infrastructure</li> <li>• Financing and Investment</li> <li>• Social Innovation</li> <li>• Democracy and Participation</li> <li>• Governance and Policy</li> <li>• Learning and Skills</li> </ul>
	Short- and Medium-Term Changes	<ul style="list-style-type: none"> <li>• Facilitate the necessary procedures for the implementation of technological and innovative initiatives in the enclave, promoting a streamlined and efficient process for companies wishing to establish themselves in the area, creating an optimal environment for technological and innovative activity that also drives the transition towards a more sustainable and</li> </ul>



		<p>resilient model in the face of climate change.</p> <ul style="list-style-type: none"> <li>• Collaborate in the improvement and modernisation of existing infrastructure to adapt it to the needs of the enclave, encouraging the attraction and establishment of technological and innovative companies, and ensuring that this infrastructure is capable of meeting the demands of sustainability and adaptation to adverse climatic phenomena.</li> <li>• Facilitate the creation and growth of start-ups and spin-offs derived from university research, taking advantage of the innovative environment and resources of the technological enclave, encouraging their establishment in the enclave and supporting the development of technological solutions that contribute to climate neutrality and urban resilience.</li> <li>• Develop outreach activities to promote the technology hub in order to attract technology and innovation companies and their investments, highlighting the competitive advantages of the location, its commitment to sustainability and its potential to generate solutions to climate challenges.</li> <li>• Plan the modification of the corresponding tax ordinance for the application of a tax rebate in accordance with Law 14/2018, of 5 June, on the management, modernisation and promotion of industrial areas in the Valencian Community (art. 38), for new technological investments to be implemented in the 46 Valencia Mediterranean Tech Hub or the extensions of existing ones, thus encouraging the implementation of projects aligned with climate and sustainable innovation objectives.</li> </ul>
Implementation	Bodies/persons responsible for implementation	Valencia City Council Valencia Port Authority
	Scale of action and target entities	<ul style="list-style-type: none"> <li>• City scale</li> <li>• Entrepreneurial ecosystem as a whole</li> </ul>



	Stakeholders involved	<ul style="list-style-type: none"> <li>Valencia City Council</li> <li>Valencian Regional Government</li> <li>Universities</li> <li>Start-up ecosystem</li> </ul>
	Comments on implementation	<ul style="list-style-type: none"> <li>2025-2027</li> </ul>
Impacts and costs	Renewable energy generated (if applicable)	Not applicable
	Energy eliminated/replaced, volume or type of fuel	Not applicable
	Estimated GHG emissions reduction (total)	<ul style="list-style-type: none"> <li>This Emissions Impact Domain is not included in the economic model. An estimate of the compensation potential of the action presented here will be studied in future iterations.</li> </ul>
	Total costs and costs per unit of CO2e	<ul style="list-style-type: none"> <li>Total cost: N/A</li> </ul>

B-2.2: Individual action plans		
Action plan	Name of action	IET-7 Sustainable, digital and competitive tourism
	Type of action	AU Tourism Sustainability Programme
	Description of action	<p>Above all, the action aims to make Valencia a smart and sustainable tourist destination in all aspects. This translates into the overall objective of consolidating the destination on a solid foundation of improving the well-being of residents, reducing the carbon footprint, combating climate change, digital transformation, creating value and improving governance.</p> <p>In this sense, sustainability is understood in its threefold aspect (environmental, social and economic) and becomes the backbone of the tourism model, ensuring that growth is aligned with the well-being of the community and respect for resources. The ultimate goal is for tourism to generate shared value, bringing benefits to both visitors and citizens.</p>



		<p>The trajectory that endorses sustainability as the cornerstone of our tourism strategy is defined by a crucial milestone: the Destination Tourism Sustainability Plan, which consolidates Valencia as a Smart and Sustainable Tourist Destination through the implementation of actions based on four main pillars: green and sustainable transition, energy efficiency, digital transition and competitiveness. In addition, the plan has the cross-cutting objective of promoting social sustainability, where, in addition to tourists, residents also benefit from most of the actions.</p> <p>In terms of the green transition, actions are being incorporated to combat climate change associated with tourism: water management, waste reduction, circular economy measures and the creation of climate-controlled spaces in sports facilities and areas for sporting activities. In terms of the energy transition, the following measures are noteworthy: the renovation of ornamental and historical fountains of tourist interest and the improvement of energy efficiency in the Conference Centre with plans to reduce the carbon footprint and promote sustainable tourist mobility. All these actions are aimed at making Valencia the first carbon-neutral tourist destination by 2025.</p> <p>In terms of the digital transition, the tourism transformation pursued by the programme is accompanied and supported by a digital transformation, both in terms of environmental management tools and promotion and marketing tools, with actions such as the creation of a digital twin in the Conference Centre, the digitisation of the interpretation of cultural heritage and the implementation of an intelligent and accessible digital signage system.</p> <p>Based on this third vector, Valencia will complete the implementation of a Smart Destination Platform, whose main objective is to improve tourism planning and management by integrating advanced technological solutions that enable the city to offer a more personalised, sustainable and efficient tourism experience and informed decision-making based on evidence provided by the data and tourism intelligence generated by the PID.</p> <p>Demonstration project: The PID-Valencia project aims to consolidate Valencia as one of the world's most advanced tourist destinations in terms of digital transformation and sustainability.</p>
--	--	--



Reference to the impact pathway	Sub-sector	<ul style="list-style-type: none"> <li>• Linked to the Economy and Industry Emissions Impact Domain of the Valencia 2030 Climate Mission</li> </ul>
	Systemic lever	<ul style="list-style-type: none"> <li>• Technology and Infrastructure</li> <li>• Financing and Investment</li> <li>• Social Innovation</li> <li>• Democracy and Participation</li> <li>• Governance and Policy</li> <li>• Learning and Skills</li> </ul>
	Short- and Medium-Term Changes	<p><b>SHORT-TERM CHANGES</b></p> <p>Green and energy transition</p> <ul style="list-style-type: none"> <li>• Implementation of circular economy measures (water management, waste management, reduction of plastics).</li> <li>• Creation of climate-controlled spaces in sports facilities.</li> <li>• Renovation of ornamental and historic fountains with efficiency criteria.</li> <li>• Energy efficiency improvements to the Conference Centre.</li> <li>• Promotion of sustainable tourist mobility.</li> </ul> <p>Digital transformation</p> <ul style="list-style-type: none"> <li>• Creation of a digital twin of the Conference Centre.</li> <li>• Digitisation of cultural heritage interpretation.</li> <li>• Intelligent and accessible digital signage system.</li> <li>• Start of deployment of the Smart Destination Platform (PID).</li> </ul> <p>Governance and social sustainability</p> <ul style="list-style-type: none"> <li>• Launch of the Tourism Sustainability Observatory, with indicators aligned with the SDGs.</li> <li>• Prioritisation of tourism benefits for residents as well as visitors.</li> </ul> <p>Local identity and value proposition</p> <ul style="list-style-type: none"> <li>• Promotion of local cuisine.</li> <li>• Raising awareness of unique tourism resources, such as the Holy Grail.</li> <li>• Promotion of design and music as tourist attractions.</li> </ul>



		<p><b>MEDIUM-TERM CHANGES</b></p> <p>Sustainability and territorial development</p> <ul style="list-style-type: none"> <li>• Consolidation of the environmentally, socially and economically sustainable tourism model.</li> <li>• Extension of universal accessibility to all tourist offerings.</li> <li>• Harmonious development between the city and its surroundings through territorial integration.</li> <li>• Systematic use of Observatory data for evidence-based decision-making.</li> </ul> <p>Technological innovation and digitalisation</p> <ul style="list-style-type: none"> <li>• Full implementation of the PID-Valencia Platform as a comprehensive tourism management system.</li> <li>• Technologies for managing tourist flows and improving urban services.</li> <li>• Integration of information systems to monitor the impact of tourism in real time.</li> </ul> <p>Smart governance</p> <ul style="list-style-type: none"> <li>• Strengthening public-private collaboration.</li> <li>• Promotion of participatory and resilient structures in tourism governance.</li> </ul>
Implementation	Organisations/individuals responsible for implementation	<p>Valencia City Council</p> <ul style="list-style-type: none"> <li>• Mayor's Office.</li> <li>• Tourism Delegation</li> </ul> <p>Visit Valencia Foundation</p>
	Scale of action and target entities	<ul style="list-style-type: none"> <li>• Territorial, metropolitan and city scale</li> <li>• Residents of Valencia and tourists</li> </ul>
	Stakeholders	<ul style="list-style-type: none"> <li>• Valencia City Council</li> <li>• Municipal Tourism Coordination Committee</li> <li>• Municipal Tourism Council</li> <li>• Valencia Tourism Council of the Valencian Community</li> <li>• Network of Smart Tourist Destinations of the Valencian Community</li> <li>• Tourism Commission of the Valencian Federation of Municipalities and Provinces</li> <li>• Tourism Department of the Provincial Council of Valencia</li> </ul>



		<ul style="list-style-type: none"> <li>Quality Department of the Valencia Chamber of Commerce</li> <li>Invat.tur</li> <li>Secretary of State for Tourism</li> <li>World Tourism Organisation</li> <li>Other networks (European Cities Marketing, European Network Accessible Tourism, International Congress &amp; Convention Association (ICCA), Association of Film Commissioners International (AFCI), Silky Cities Network, etc.).</li> </ul>
	Comments on implementation	<ul style="list-style-type: none"> <li>It has its own Strategic Tourism Plan 2025-2028 and the Destination Tourism Sustainability Plan 2022-2024</li> </ul>
Impacts and costs	Renewable energy generated (if applicable)	N/A
	Energy eliminated/replaced, volume or type of fuel	N/A
	Estimated GHG emissions reduction (total)	This Emissions Impact Domain is not included in the economic model. An estimate of the compensation potential of the action presented here will be studied in future iterations.
	Total costs and costs per unit of CO2e	<ul style="list-style-type: none"> <li>Total cost of the Destination Tourism Sustainability Plan: €7,500,000</li> </ul>

B-2.2: Individual action plans		
Action plan	Name of action	IET-8 Strategic Tourism Plan
	Type of action	New
	Description of action	<p>This is the first Strategic Tourism Plan drawn up directly by Valencia City Council. It is a widely agreed city plan, aligned with the general urban strategy and integrating all the agents in the tourism ecosystem.</p> <p>The purpose of the Valencia Strategic Tourism Plan is to consolidate a sustainable tourism model that prioritises the balance between the development of the destination and the quality of life of residents. This model is based on responsible management that preserves the environmental, cultural and social</p>



		<p>values of the area and reinforces local identity as a distinctive feature of the destination.</p> <p>Sustainability, understood in its threefold aspect (environmental, social and economic), becomes the backbone of the tourism model, ensuring that growth is aligned with the well-being of the community and respect for resources. The ultimate goal is for tourism to generate shared value, bringing benefits to both visitors and citizens.</p> <p>Valencia's tourism strategy for the period 2025-2028 is structured around five transformative axes that work together to build a more balanced and competitive tourism model that is aligned with contemporary challenges. These pillars enable an integrated approach to the different components of tourism in Valencia, from its environmental and social impact to the way it is managed, innovated and organised territorially.</p> <ol style="list-style-type: none"> <li>1. Sustainability (core pillar)</li> <li>2. Governance</li> <li>3. Value proposition</li> <li>4. Innovation</li> <li>5. Territorial integration</li> </ol> <p>Sustainability is approached from three dimensions: environmental, social and economic. This pillar seeks to ensure that tourism contributes to social well-being, environmental protection and balanced economic growth. It focuses on placing people and the environment at the centre of tourism planning.</p> <p>Sustainability permeates the entire plan and is articulated transversally across all areas. It combines a local and global vision, connecting with EU strategies and the SDGs. The tourism model promoted by Valencia is based on data-driven management, citizen participation and flexibility in the face of change. The Tourism Sustainability Observatory and integration with the Smart Destination Platform (PID) will be key tools for continuous impact assessment.</p>
Reference to the impact pathway	Sub-sector	<ul style="list-style-type: none"> <li>• Linked to the Economy and Industry Emissions Impact Domain of the Valencia 2030 Climate Mission</li> </ul>
	Systemic lever	<ul style="list-style-type: none"> <li>• Technology and Infrastructure</li> <li>• Financing and Investment</li> <li>• Social Innovation</li> <li>• Democracy and Participation</li> <li>• Governance and Policy</li> <li>• Learning and Skills</li> </ul>



	Short- and medium-term changes	<ul style="list-style-type: none"> <li>Transforming tourism into a tool for citizen well-being: tourism is no longer an external activity but is fully integrated into urban life, prioritising the well-being of residents through universal accessibility measures, awareness programmes, tourism legacy and improving the social perception of the sector.</li> <li>A decisive push towards environmental sustainability: concrete measures are adopted to minimise the ecological impact of tourism and achieve climate neutrality by 2030 with the implementation of actions to reduce plastics and water consumption, carbon footprint offsetting, healthy spaces and sustainable cruise tourism.</li> <li>International positioning as a sustainable and responsible destination: Valencia is projected as a European model in tourism sustainability. There is a shift in focus towards promotion through certifications, strengthening its position as European Green Capital and attracting sustainable tourism markets.</li> <li>Smart, data-driven tourism management: a technology-supported participatory governance model is being reinforced with the implementation of the Tourism Sustainability Observatory, integration into the Smart Destination Platform (PID) and strategic use of data for decision-making.</li> </ul>
Implementation	Organisations/individuals responsible for implementation	<p>Valencia City Council</p> <ul style="list-style-type: none"> <li>Mayor's Office</li> <li>Tourism Office</li> <li>Visit Valencia Foundation.</li> </ul>
	Scale of action and target entities	<ul style="list-style-type: none"> <li>Territorial, metropolitan and city scale</li> <li>Residents of Valencia and tourists</li> </ul>
	Stakeholders	<ul style="list-style-type: none"> <li>Valencia City Council</li> <li>Municipal Tourism Coordination Committee</li> <li>Municipal Tourism Council</li> <li>Valencia Tourism Council of the Valencian Community</li> <li>Network of Smart Tourist Destinations of the Valencian Community</li> <li>Tourism Commission of the Valencian Federation of Municipalities and Provinces</li> <li>Tourism Department of the Provincial Council of Valencia.</li> <li>Quality Department of the Valencia Chamber of Commerce</li> </ul>



		<ul style="list-style-type: none"> <li>• Invat.tur</li> <li>• Secretary of State for Tourism</li> <li>• UN Tourism</li> </ul>
	Comments on implementation	<ul style="list-style-type: none"> <li>• It has an Implementation Model for the correct execution of the Strategic Plan.</li> </ul>
	Contributions from the Valencia Sustainable Forum	<ul style="list-style-type: none"> <li>• New actors (3/4) topics per neighbourhood and the ability to disseminate them.</li> <li>• Local trade promotion line. Neighbourhood tourism.</li> <li>• Municipal markets.</li> </ul>
Impacts and costs	Renewable energy generated (if applicable)	N/A
	Energy eliminated/replaced, volume or type of fuel	N/A
	Estimated GHG emissions reduction (total)	<ul style="list-style-type: none"> <li>• This Emissions Impact Domain is not included in the economic model. An estimate of the compensation potential of the action presented here will be studied in future iterations.</li> </ul>
	Total costs and costs per unit of CO2e	<ul style="list-style-type: none"> <li>• Total cost: -</li> </ul>

B-2.2: Individual action plans		
Action plan	Name of action	IET-9 Calculation and reduction of the carbon footprint of tourism.
	Type of action	New - Tourism sustainability programme Visit València Foundation
	Description of action	<p>The Visit València Foundation's tourism sustainability programme implements this basic pillar of the city's sustainable development strategy. The foundation, chaired by the City Council, vice-chaired by the Valencia Chamber of Commerce and involving 500 entities and companies from the local tourism sector, coordinates joint action between the public and private sectors.</p> <p>Pioneering initiatives such as measuring and certifying the carbon footprint of all tourist activity in the city (making it the first tourist destination in the world to achieve this milestone) have positioned our</p>



		<p>city as a responsible urban destination that is taking action against climate change.</p> <p>Demonstration project: calculation of the carbon footprint of tourism activity. Launched in 2020 and based on ISO 14064-1:2019, the emissions generated by this activity are calculated annually throughout its life cycle (from the origin of the visitors to their return journey), in all its scopes and categories, broken down into 10 relevant chapters for detailed analysis. The water footprint is also calculated using the same parameters.</p> <p>Demonstration project: Green Deal for Tourism. Created on the occasion of Green Capital 2024, this programme is aimed at tourism companies in the city, which sign up by expressing their commitment to specific actions in environmental and social areas, such as the registration and control of energy consumption from all energy sources, the identification of aspects for calculating the carbon footprint (types of fuel used for energy consumption), the limitation of air conditioning temperature in accordance with regulations, or the definition of maintenance plans and the installation of efficient equipment (air conditioning, DHW production and lighting). In order to support businesses, technical sessions are held to provide information on municipal tools, services and projects (such as the Sustainable Local Business programme).</p> <p>Demonstration project: Climate action plan of the Visit València Foundation. Committed to the city's goal, the organisation has drawn up its climate action plan aimed at reducing and neutralising the emissions generated by its activity (facilities, tourist information offices, promotion and marketing activities, etc.).</p> <p>Demonstration project: environmental sustainability tools for tourism, such as the study of climate risks for tourism in the face of climate change, sustainable event guides and the sustainable tourism portal. A set of analysis utilities, public and private tools, and specific guides for the tourism sector.</p>
Reference to the impact pathway	Sub-sector	<ul style="list-style-type: none"> <li>• Linked to the Economy and Industry Emissions Impact Domain of the Valencia 2030 Climate Mission</li> </ul>
	Systemic lever	<ul style="list-style-type: none"> <li>• Technology and Infrastructure</li> <li>• Financing and Investment</li> <li>• Social Innovation</li> <li>• Democracy and Participation</li> </ul>



		<ul style="list-style-type: none"> <li>• Governance and Policy</li> <li>• Learning and Skills</li> </ul>
	Short- and medium-term changes	<ul style="list-style-type: none"> <li>• Tourism in Valencia is a benchmark for green and sustainable transition based on reducing the environmental footprint of tourism.</li> <li>• Valencia is an active tourist destination in achieving sustainability through decarbonisation and energy efficiency in its activities, making it a resilient destination that mitigates the effects of climate change.</li> <li>• Involvement of the local tourism sector in the objectives of the urban strategy</li> <li>• Raising awareness among suppliers, workers and customers of the need to contribute to the city's objective.</li> <li>• Implementation of initiatives and investments by the sector to reduce emissions.</li> </ul>
Implementation	Organisations/individuals responsible for implementation	Visit Valencia Foundation
	Scale of action and target entities	<ul style="list-style-type: none"> <li>• Scale: city and metropolitan area</li> <li>• Tourism companies and organisations</li> </ul>
	Stakeholders	<ul style="list-style-type: none"> <li>• Valencia City Council</li> <li>• Municipal Tourism Council, Sustainability and Accessibility Committee.</li> <li>• Companies.</li> <li>• Customers: event organisers, tour operators, visitors</li> </ul>
	Comments on implementation	<ul style="list-style-type: none"> <li>• 2025-2028 Tourism Sustainability Programme.</li> </ul>
	Contributions from the Sustainable Valencia Forum	<ul style="list-style-type: none"> <li>• Training and calculation mechanisms are needed.</li> <li>• Local compensation projects are needed.</li> <li>• Data on events and conferences must be available.</li> </ul>
Impacts and costs	Renewable energy generated (if applicable)	N/A
	Energy eliminated/replaced, volume or type of fuel	N/A



	Estimated reduction in GHG emissions (total)	Carbon footprint of tourism in Valencia 2023: 1,383,933.21 tCO2Eq. (footprint without transport emissions from source: 284,962 tCO2Eq, 20%)
	Total costs and costs per unit of CO2e	<ul style="list-style-type: none"> <li>Total cost: €200,000</li> </ul>

B-2.2: Individual action plans		
Action plan	Name of the action	IET-10 Valencia, a creative and cultural city
	Type of action	AU Programme Valencia, a creative and cultural city
	Description of the action	<p>This action can be summarised as the goal of positioning creativity and cultural industries at the centre of the city's local development plan, cooperating both locally and internationally in this area to consolidate Valencia as a creative and cultural city. From the point of view of creativity, Valencia is positioned as a creative city thanks to design. This is demonstrated, for example, by its candidacy to be recognised as a Creative City by UNESCO, which is part of this programme. Similarly, the city's distinction as World Design Capital 2022 is another of the elements around which this action revolves. Thus, under the umbrella of this distinction, which has enabled more than 100 events to be organised, the action aims to generate a narrative that appeals to the whole of society, positioning it as a tool for transformation capable of improving the quality of life and boosting the economy.</p> <p>Beyond design, the city has significant strengths as a creative and cultural city, which this programme aims to continue consolidating. These strengths are supported by sectors such as comics, illustration, the audiovisual sector, the performing arts, music, literature, the visual arts and the Fallas, which are an important generator of employment, wealth, well-being and social cohesion. The aim is to improve Valencia's cultural positioning within the Spanish and Mediterranean context, as well as to support female and male artists in all phases of their projects in order to value the sense of experimentation, learning and new languages that</p>



		<p>are the result of all this chrysalis of creative impacts.</p> <p>Finally, this action is directly linked to Las Fallas and other local festivities such as La Gan Fira de València, a festive and cultural event that is a benchmark for the city. In this sense, the programme aims to continue strengthening Las Fallas, not only because of its ability to attract visitors, but also because it is a way of understanding and thinking about the city and its neighbourhoods, and therefore it is necessary for all citizens to participate in it. Likewise, and in clear relation to the Valencia 2030 Climate Mission, progress will be made in making Las Fallas a festival that progressively incorporates sustainability into its development.</p> <p>With all this in mind, we will move forward with the creation of new cultural centres, the renovation of existing cultural spaces (such as the Municipal Newspaper Library and the Municipal Historical Library ' ' and the Fullana Library), the restoration of heritage sites (including the Silk Exchange), the UNESCO Creative City candidacy, working under the auspices of our status as World Design Capital 2022, and the sustainability of Las Fallas and the festive sector as a whole.</p>
Reference to the impact pathway	Sub-sector	<ul style="list-style-type: none"> <li>• Linked to the Impact Domain on Emissions from Economy and Industry of the Valencia 2030 Climate Mission</li> </ul>
	Systemic lever	<ul style="list-style-type: none"> <li>• Technology and Infrastructure</li> <li>• Financing and Investment</li> <li>• Social Innovation</li> <li>• Democracy and Participation</li> <li>• Governance and Policy</li> <li>• Learning and Skills</li> </ul>
	Short- and Medium-Term Changes	<ul style="list-style-type: none"> <li>• Conservation and restoration of the city's historical and artistic heritage, with specific measures for surveillance, anti-vandalism, awareness-raising and care, within the context of sustainability and energy efficiency.</li> <li>• The promotion and enhancement of the city's museums is a key element in the cultural sphere. More than 60 cultural venues, including museums, monuments and multidisciplinary spaces, within the context of sustainability and energy efficiency.</li> </ul>



		<ul style="list-style-type: none"> <li>Valencia is a European cultural benchmark, exporting Valencian talent all over the world and importing international talent in all musical disciplines, to promote cultural industries that generate wealth and boost the labour market.</li> <li>Valencia is a UNESCO Creative City in the design category as part of the strategy to position creativity and cultural industries as a strategy for sustainable local development.</li> <li>Valencia, World Design Capital based on six strategic areas: health and well-being, design culture, economy and innovation, heritage and identity, environmental sustainability, and equity, inclusion and diversity with Signature Events (World Design Organisation) to improve economic, social, cultural and environmental development in the regions.</li> <li>Innovative projects in the Las Fallas sector will be rolled out before 2030, especially those aimed at reducing the environmental impact of this festival while maintaining or even enhancing its creative and cultural values.</li> </ul>
Implementation	Organisations/individuals responsible for implementation	Valencia City Council <ul style="list-style-type: none"> <li>Department of Culture, Education, Sports and Fallas</li> </ul>
	Scale of action and target entities	<ul style="list-style-type: none"> <li>Territorial, metropolitan and city scale</li> <li>Residents of Valencia and tourists</li> <li>Cultural associations and agents</li> </ul>
	Stakeholders	<ul style="list-style-type: none"> <li>Valencia City Council</li> <li>Falleras associations</li> <li>Central Fallera Board</li> <li>Intergroup of Fallas of Valencia</li> <li>City of Arts and Sciences</li> <li>Palau de la Música</li> <li>Valencian Institute of Modern Art</li> <li>Universities</li> <li>Dansa Valencia</li> <li>Coval Business</li> <li>Association of Cultural Managers</li> <li>World Design Organisation</li> <li>Generalitat Valenciana (IVACE)</li> </ul>
	Comments on implementation	<ul style="list-style-type: none"> <li>2022-2026</li> </ul>



Impacts and costs	Renewable energy generated (if applicable)	N/A
	Energy eliminated/replaced, volume or type of fuel	N/A
	Estimated GHG emissions reduction (total)	<ul style="list-style-type: none"> <li>This Emissions Impact Domain is not included in the economic model. An estimate of the compensation potential of the action presented here will be studied in future iterations.</li> </ul>
	Total costs and costs per unit of CO2e	<ul style="list-style-type: none"> <li>Total cost: €15,450,000</li> </ul>

B-2.2: Individual action plans		
Action plan	Name of action	EI-11 Port of Valencia
	Type of action	AU Programme Strategic infrastructure
	Description of action	<p>This action addresses the need to promote ValènciaPort as a port of the future, modern, sustainable, competitive and integrated into the city, prioritising everything related to the economic activity of the territory in order to continue to be a fundamental driver of employment within the framework of the blue economy. This includes several areas of action. Firstly, as part of its strategy to become more competitive, the Port of Valencia has included among its objectives the alignment with the European Green Deal and aims to become a climate-neutral port by 2030 through its "ValènciaPort 2030, zero emissions" strategy. This strategy focuses on promoting digitalisation, electrification, renewable energy production and innovation to reduce the main sources of emissions, such as ships calling at the port, container terminals, nautical services (such as tugboats) and land transport. Achieving these objectives involves committing to decarbonisation as a driver for attracting talent, knowledge, research and innovation, as well as integrating the port with transport networks, especially rail, and promoting regional governance.</p>



		<p>Secondly, from the perspective of adaptation to climate change, it is necessary to minimise and offset the negative externalities that the port generates for the city and its metropolitan area, both in terms of mobility and the impact on the southern coastline. To this end, rail freight transport and its connection to the Mediterranean and Atlantic corridors must be promoted until rail usage reaches levels similar to those of the largest European ports. Likewise, progress must be made in the logistics coordination system with the other ports of the Port Authority of Valencia (Valencia-Gandia-Sagunto).</p> <p>Furthermore, correction and direct compensation mechanisms must be established and implemented to mitigate negative impacts on the territory in coordination with the various agents involved in terms of ensuring the climate resilience of the city and its surroundings. In particular, the competent authorities must ensure compliance with all environmental regulations regarding the development of the port, and the corrective measures provided for in the 2007 Environmental Impact Statement must be implemented to compensate for the current tilting of the northern beaches (El Cabañal and La Malvarrosa), as well as the serious regression of the southern beaches (Pinedo, El Salero, el Perellonet, etc.) with the consequent risks this may pose to the ecosystem of Devesa del Saler and Albufera. In this regard, an environmental impact study is required to analyse the impacts in terms of mobility, use of materials and landscape. Thirdly, it is important to move forward with new forms of port-city relations by making the urban border of the port more permeable, recovering obsolete port heritage and creating new opportunities for public use. To this end, it is necessary to move forward with a multi-level governance framework in which the city gains a greater presence in decision-making.</p> <p>Demonstration project: Special Plan for Zone South 1. The Special Plan for Zone South 1 of the port of Valencia, which forms part of the Port Space Delimitation Document (DEUP) for the port of Valencia, transfers and defines in detail the specific agreement reached by Valencia City Council and the APV, which was approved in February 2017. This initiative is the result of the city-port relationship strategy, in which, in addition to the APV and the City Council, the port community and city entities also participate. With this plan, the APV allocates</p>
--	--	--



		230,000 square metres of port territory, adjacent to the Nazaret neighbourhood, for public use.
Reference to the impact route	Sub-sector	<ul style="list-style-type: none"> <li>Linked to the Impact Domain on Emissions from Economy and Industry of the Valencia 2030 Climate Mission</li> </ul>
	Systemic lever	<ul style="list-style-type: none"> <li>Technology and Infrastructure</li> <li>Financing and Investment</li> <li>Governance and Policy</li> <li>Learning and Capabilities</li> </ul>
	Short- and medium-term changes	<ul style="list-style-type: none"> <li>València Port has become a modern, sustainable and competitive port of the future with a roadmap for decarbonisation that includes reducing GHG emissions and locally based compensation systems.</li> </ul>
Implementation	Organisations/individuals responsible for implementation	Valencia City Council <ul style="list-style-type: none"> <li>Safety and Mobility Department.</li> </ul> Valencia Port Authority
	Scale of action and target entities	<ul style="list-style-type: none"> <li>National, regional, metropolitan and city scale</li> <li>General public, with a special focus on residents of the Nazaret neighbourhood</li> </ul>
	Actors involved	<ul style="list-style-type: none"> <li>Valencia City Council</li> <li>Mobility Committee</li> <li>Valencia Port Authority</li> <li>Valencia neighbourhood associations (especially in the Nazaret neighbourhood)</li> </ul>
	Comments on implementation	<ul style="list-style-type: none"> <li>2019-2030</li> <li>This action depends largely on the Port Authority of Valencia itself and its climate neutrality strategy for the port.</li> </ul>
	Contributions from the Valencia Sustainable Forum	<ul style="list-style-type: none"> <li>Propose the use of a sustainability sticker for ships and cruise ships. Similar to the stickers on cars and the possibility of entering or not entering the centre of Valencia.</li> </ul>
Impacts and costs	Renewable energy generated (if applicable)	N/A
	Energy eliminated/replaced, volume or type of fuel	N/A



	Estimated GHG emissions reduction (total)	<ul style="list-style-type: none"> <li>This Emissions Impact Domain is not included in the economic model. An estimate of the compensation potential of the action presented here will be studied in future iterations.</li> </ul>
	Total costs and costs per unit of CO2e	<ul style="list-style-type: none"> <li>Total cost: N/A</li> </ul>

B-2.2: Individual action plans		
Action plan	Name of action	IET-12 Sustainable Conference Centre
	Type of action	New action
	Description of action	<p>The project encompasses various actions aimed at making the Conference Centre a benchmark for sustainability and decarbonised facilities.</p> <p>Demonstration project: park-and-ride facility. Establishment of a public transport system using shuttle buses to provide access to the centre of Valencia from the conference centre car park, where users can leave their private vehicles and travel to the centre by bus. For visitors who come to the city in their electric or hybrid vehicles, the car park is equipped with chargers for electric vehicles, so users can leave their electric vehicles charging and pick them up at the end of their stay in Valencia to return home. In addition, it has a storage area for storing and charging electric scooters and bicycles, making it easier for users to use these private vehicles to access the city centre and leave them charging overnight when they return for their vehicles, accessing the city with sustainable vehicles.</p> <p>Demonstration project: offsetting emissions generated by events held at the Valencia Conference Centre. The Conference Centre has strategies in place to minimise its carbon footprint, which must be complemented by offsetting actions if carbon neutrality is to be achieved. This requires the involvement of event organisers, who must offset the footprint generated by the activities they carry out at the Conference Centre as a first step towards offsetting the total footprint generated by the event in the city of Valencia, which in future would include accommodation, catering, public transport, etc. The Conference Centre will facilitate the calculation of</p>



		<p>the footprint for all events, as well as the possibility of offsetting it. Offsetting will be carried out through carbon absorption projects developed in the city of Valencia itself, generating a double benefit: social and environmental.</p> <p>Demonstration project: reducing food waste in the catering service at the Valencia Conference Centre. The project will enable the creation of transferable protocols to reduce food waste in event catering. In addition, mechanisms will be established for food donations and recycling of unusable organic waste. Reducing this waste contributes to the overall reduction of the carbon footprint generated by tourism, with catering services being one of the most significant contributors to this footprint at events.</p>
Reference to the impact pathway	Sub-sector	<ul style="list-style-type: none"> <li>• Reduction in the need for motorised transport</li> <li>• Modal shift: switch to public and non-motorised transport</li> <li>• Carpooling</li> <li>• Electrification of cars</li> <li>• Economy and Industry</li> </ul>
	Systemic leverage	<p>Choose one or more from:</p> <ul style="list-style-type: none"> <li>• Technology and Infrastructure</li> <li>• Financing and Investment</li> <li>• Social Innovation</li> </ul>
	Short- and medium-term changes	<ul style="list-style-type: none"> <li>• Creation of metropolitan transport hubs for non-motorised vehicles.</li> <li>• Promotion of the use of non-polluting vehicles by facilitating their recharging.</li> <li>• Increase in the modal share of bicycles and personal mobility vehicles.</li> <li>• Implementation of secure bicycle parking facilities.</li> <li>• EV chargers installed in public areas, optimising existing electrical infrastructure.</li> <li>• Zero-emission tourism model rolled out in 2025. The model monitors and certifies the emissions produced by tourism in the city throughout the entire activity cycle and achieves a neutral carbon footprint for tourism in 2025 as a competitive advantage for tourism.</li> <li>• Valencia's tourism is a benchmark for green and sustainable transition based on the reduction of the carbon footprint of tourism.</li> </ul>



		<ul style="list-style-type: none"> <li>Valencia is a sustainable tourist destination through the decarbonisation and energy efficiency of its activity, making it a resilient destination that mitigates the effects of climate change.</li> <li>Digital transition of tourism activity deployed before 2030, ranging from the governance and decision-making of Valencia City Council to the application of technology in the services and products offered to visitors.</li> <li>Involvement of the entire tourism value chain in the climate neutrality strategy.</li> <li>Plans to calculate, reduce and offset the carbon footprint associated with tourism.</li> <li>Sustainable events.</li> <li>Reduction of food waste in the tourism sector.</li> <li>Creation and validation of protocols for measuring food waste.</li> <li>Obtaining data on food waste measurement on site.</li> <li>Establishment of mechanisms for the donation of 100% of viable food.</li> <li>Separation and recycling of final organic waste generated.</li> <li>Optimisation of food consumption, prioritising seasonal and local products, reducing the impact of long-distance food flows, which are the main cause of CO2 emissions from food systems.</li> <li>Consolidation of the connection between local agricultural production and the collective catering channel.</li> </ul>
Implementation	Organisations/individuals responsible for implementation	<p>Valencia City Council</p> <ul style="list-style-type: none"> <li>Safety and Mobility Department.</li> <li>Mayor's Office.</li> <li>Valencia Conference Centre.</li> <li>EMT – Valencia Municipal Transport Company.</li> </ul>
	Scale of action and target entities	<ul style="list-style-type: none"> <li>Metropolitan scale</li> <li>General public</li> </ul>
	Stakeholders	<ul style="list-style-type: none"> <li>Valencia City Council</li> <li>Municipal Tourism Coordination Committee</li> <li>Municipal Tourism Council</li> <li>Municipal Tourism Observatory</li> </ul>



		<ul style="list-style-type: none"> <li>• Visit Valencia</li> <li>• Social organisations linked to reducing food waste and promoting the right to food</li> <li>• Lluís Alcanyís Foundation of the University of Valencia</li> <li>• Catering companies interested in transitioning towards sustainable food.</li> <li>• Valencia World Centre for Sustainable Urban Food (CEMAS)</li> </ul>
	Comments on implementation	<ul style="list-style-type: none"> <li>• 2025-2030</li> </ul>
Impacts and costs	Renewable energy generated (if applicable)	Not applicable.
	Energy eliminated/replaced, volume or type of fuel	Not available.
	Estimated GHG emissions reduction (total)	<ul style="list-style-type: none"> <li>• This action contributes to the overall reduction in emissions associated with the subsector Reduction in the need for motorised transport, amounting to 103 ktonnes.</li> <li>• This action contributes to the overall reduction in emissions associated with the subsector Modal shift: shift to public and non-motorised transport amounting to 45 ktonnes.</li> </ul>
	Total costs and costs per unit of CO2e	Not available.

B-2.2: Individual action plans		
Action scheme	Name of the action	IET-13 Zentropy-MICE
	Type of action	New
	Description of the action	The Zentropy MICE project aims to address the impact of the MICE sector (tourism linked to business travel, conferences, meetings, incentives and events) in Valencia. To this end, it proposes to work under an innovative approach of "urban entropy", never before applied to tourism, improving the sector's legacy in the city and recirculating and



		<p>optimising the use of energy, materials and associated information.</p> <p>This is a highly complex project that aims to make conference tourism (which accounts for a quarter of the city's tourism) more economically impactful, generating more knowledge and employment opportunities for businesses and society, minimising environmental impact and contributing to a true visitor economy. The aim is for the wealth, knowledge, opportunities and assets generated by all conference activity in the city to flow to the citizens and the Valencian business community, while reducing the footprint and resource consumption associated with the arrival of conference tourists in Valencia each year.</p> <p>A new way of measuring entropy elements is proposed through an innovative calculator that will measure entropy at two conferences to be held at the Conference Centre before and after applying the programmes designed to create flows of exchange of entropy elements (energy, matter and information). The project will launch nine programmes.</p> <p>Energy</p> <ul style="list-style-type: none"><li>• <u>E1: Sustainable mobility for conference tourists</u>: Improve urban mobility and mobility associated with MICE tourism by promoting public transport among conference attendees and using the Conference Centre facilities as a park-and-ride facility.</li><li>• <u>E2: Sustainable energy</u>: Installation of micro wind turbines and implementation of energy efficiency measures to balance the energy generation and consumption of the Conference Centre and create an energy community with a nearby school.</li></ul> <p>Matter</p> <ul style="list-style-type: none"><li>• <u>M1: Integrated sustainable food system</u>: Reformulate and prioritise the different destinations for surplus food from conferences and innovate around management protocols inside and outside the Conference Centre, including the installation of a compost bin.</li><li>• <u>M2: Nature-based solutions</u>: Propose the green infrastructure of the Conference Centre as an element capable of optimising resources associated with MICE tourism (water and SUDS, reduction of the heat island effect and impact on the building's energy consumption, etc.).</li></ul>
--	--	--



		<ul style="list-style-type: none"> <li>• <u>M3: Circular conferences and zero waste:</u> Reduce the consumption of materials for conferences and identify new destinations and organisations capable of transforming surplus materials, promoting circularity (carpets, tarpaulins, stands, etc.).</li> </ul> <p>Information and Knowledge</p> <ul style="list-style-type: none"> <li>• <u>I1: Social legacy of MICE tourism:</u> Through exhibitions and street-level activities, extend the knowledge and innovations discussed at conferences to neighbourhoods.</li> <li>• <u>I2: Economic alliances and shared knowledge:</u> Link MICE tourism themes and topics with the Valencian sector and its academia, promoting business and scientific research opportunities.</li> <li>• <u>I3: MICE social currency:</u> Link sustainable practices by conferences and conference attendees to a MICE social currency, created <i>ad hoc</i> and intended to be invested in vulnerable neighbourhoods and local businesses.</li> <li>• <u>I4: MICE tourism/leisure tourism links:</u> Increase the positive impact of MICE tourists by offering them a personalised tourism offer adapted to their habits. The aim will be to diversify their positive impact on different sectors (gastronomy, culture, etc.) and to build loyalty and broaden their tourist profile for the coming years (family tourism, nature tourism, etc.).</li> </ul>
Reference to the impact pathway	Sub-sector	Linked to the Impact Domain on Innovation, Economy and Tourism Emissions of the Valencia 2030 Climate Mission.
	Systemic lever	<ul style="list-style-type: none"> <li>• Technology and Infrastructure</li> <li>• Financing and Investment</li> <li>• Social Innovation</li> <li>• Democracy and Participation</li> <li>• Governance and Policy</li> <li>• Learning and Skills</li> </ul>
	Short- and Medium-Term Changes	<p>Short-term changes</p> <p>Operational and Structural Changes</p> <ul style="list-style-type: none"> <li>• Start of investments and improvements in the Conference Centre, such as the installation of micro wind turbines and energy efficiency systems (E2).</li> </ul>



		<ul style="list-style-type: none"> <li>• Implementation of the sustainable mobility programme (E1), including agreements with transport operators and adaptation of the Conference Centre as a park-and-ride facility.</li> <li>• Launch of the integrated sustainable food system (M1), including new surplus management protocols and the first installation of the compost bin.</li> <li>• Design and development of the entropy calculator, as an innovative tool for assessing MICE impacts (pilot phase).</li> <li>• Start of work with the educational community to create an energy community with the associated school.</li> <li>• Identification of entities and projects eligible to receive Legado.</li> <li>• Activation of alliances with vulnerable businesses and neighbourhoods to design and implement the MICE social currency.</li> </ul> <p>Social and governance changes</p> <ul style="list-style-type: none"> <li>• Launch of awareness campaigns and activities in neighbourhoods to promote the legacy of MICE tourism to citizens.</li> <li>• First pilot projects combining MICE tourism and leisure tourism, including personalised packages based on social sustainability.</li> </ul> <p>Changes in measurement and reporting</p> <ul style="list-style-type: none"> <li>• Design and implementation of a system for collecting tourism data and citizen perceptions.</li> <li>• Commencement of comparative measurements at conferences (before and after implementing programmes) with the first entropy data available for analysis.</li> </ul> <p>Medium-term changes</p> <p>Environmental changes</p> <ul style="list-style-type: none"> <li>• Measurable reduction in the energy impact of the Conference Centre, thanks to energy efficiency and renewable energy generation measures.</li> <li>• Reduction of waste and greater material circularity at conferences, including reuse and new uses for materials.</li> <li>• Visible results of Nature-Based Solutions, such as reduced heat island effect and</li> </ul>
--	--	--



		<p>improved rainwater management in the area surrounding the Palace.</p> <p>Economic and employment changes</p> <ul style="list-style-type: none"> <li>• Revitalisation of the local innovation ecosystem, with greater integration of the business and academic sectors in MICE tourism.</li> <li>• New employment opportunities linked to the green and circular economy, sustainable events, and tourism knowledge and information management.</li> <li>• Use and circulation of the MICE social currency in vulnerable neighbourhoods, strengthening the local economy and the positive perception of conference tourism.</li> </ul> <p>Social and cultural changes</p> <ul style="list-style-type: none"> <li>• Greater citizen ownership of MICE tourism, perceived as generating direct benefits in the form of knowledge, resources and services.</li> <li>• Transformation of the conference model, increasingly connected to the city, its culture, economy and innovation.</li> <li>• Consolidation of Valencia as a replicable urban innovation laboratory, reinforcing its international role in sustainability and smart tourism.</li> </ul> <p>Changes in governance and public policy</p> <ul style="list-style-type: none"> <li>• Validation of a new methodology for measuring MICE impact, with results transferable to other European cities.</li> <li>• Integration of entropy indicators into local urban and tourism policies.</li> </ul>
Implementation	Organisations/individuals responsible for implementation	<p>Valencia City Council</p> <ul style="list-style-type: none"> <li>• Mayor's Office</li> <li>• Tourism Department</li> </ul>
	Scale of action and target entities	<ul style="list-style-type: none"> <li>• Territorial, metropolitan and city scale</li> <li>• Residents of Valencia and tourists</li> </ul>
	Stakeholders	<ul style="list-style-type: none"> <li>• Valencia City Council</li> <li>• Conference Centre</li> <li>• Valencia Innovation Capital</li> <li>• Polytechnic University of Valencia</li> <li>• Visit Valencia Foundation</li> </ul>



		<ul style="list-style-type: none"> <li>• Khora Urban Thinkers.</li> </ul>
	Comments on implementation	It has an Implementation Model for the correct execution of the EUI.
	Contributions from the Sustainable Valencia Forum	<ul style="list-style-type: none"> <li>• Include accessibility perspective within the legacy.</li> </ul>
Impacts and costs	Renewable energy generated (if applicable)	N/A
	Energy eliminated/replaced, volume or type of fuel	N/A
	Estimated GHG emissions reduction (total)	<ul style="list-style-type: none"> <li>• This Emissions Impact Domain is not included in the economic model. An estimate of the compensation potential of the action presented here will be studied in future iterations.</li> </ul>
	Total costs and costs per unit of CO2e	<ul style="list-style-type: none"> <li>• Total cost: €5,252,306</li> </ul>

B-2.2: Individual action plans		
Action plan	Name of action	IET-14 Further development of responsible public procurement at the University of Valencia, with individual actions and partnerships.
	Type of action	From an entity of the Valencia Sustainable Forum
	Description of the action	<p>The action includes both actions being developed by the University of Valencia itself and other synergistic actions to be developed with other local actors.</p> <p>In line with the current University of Valencia Sustainability Master Plan 2025-2028, the following actions will be carried out:</p> <ul style="list-style-type: none"> <li>- Identify new tendering processes in which to incorporate responsibility criteria</li> <li>- Include criteria that account for at least 30% of the weighting in the evaluation of tendering processes.</li> <li>- Carry out campaigns to promote responsible public procurement.</li> </ul>



		<ul style="list-style-type: none"> <li>- Monitor the responsible public procurement criteria incorporated into current contracts.</li> <li>- Promote responsible public procurement in minor procurement processes, such as those related to the organisation of meetings and events.</li> </ul> <p>At the same time, the UV will continue to be active in various spaces and forums in which universities and other public and social entities participate, where experiences and information on the incorporation of responsible public procurement criteria are exchanged. There are frequent meeting spaces in which the UPV and other Valencian universities participate, as well as social entities specialising in the subject such as CERAI, but it is hoped that other Valencian public administrations will join in.</p>
Reference to the impact pathway	Sub-sector	
	Systemic lever	<ul style="list-style-type: none"> <li>● Technology and Infrastructure</li> <li>● Financing and Investment</li> <li>● Social Innovation</li> <li>● Democracy and Participation</li> <li>● Governance and Policy</li> </ul>
	Short- and Medium-Term Changes	<ul style="list-style-type: none"> <li>● Improvement of the UV's capacity and internal governance in the area of responsible public procurement.</li> <li>● Generation of adaptable and replicable best practices for responsible public procurement.</li> <li>● Raising awareness among the university community about the importance of responsible public procurement.</li> <li>● Promotion of social inclusion.</li> <li>● Promotion of local economies.</li> <li>● Reducing emissions.</li> <li>● Improvement of living conditions in third countries through fair trade.</li> <li>● Guiding the Valencian economic fabric towards the incorporation of social, environmental and fair trade criteria in its operations.</li> </ul>
Implementation	Organisations/individuals responsible for implementation	University of Valencia



	Scale of action and target entities	<p>Scale of action: goods and services consumed mainly on the campuses of the University of Valencia.</p> <p>Target audience for purchasing processes: goods and services companies interested in tenders and suppliers of goods and services to the University of Valencia.</p> <p>Final recipients as users: University of Valencia community</p>
	Actors involved	<p>University of Valencia</p> <p>Polytechnic University of Valencia and other Valencian public universities (for information exchange)</p> <p>CERAI and other social entities</p> <p>It would also be desirable for the Valencia City Council and other public entities to be involved.</p>
	Comments on implementation	The Sustainability Master Plan is valid until 2028
Impacts and costs	Renewable energy generated (if applicable)	N/A
	Energy eliminated/replaced, volume or type of fuel	N/A
	Estimated GHG emissions reduction (total)	N/A
	Total costs and costs per unit of CO <sub>2</sub> e	N/A

B-2.2: Individual action plans		
Action scheme	Name of action	CROSS-CUTTING 1 Valencia Climate Mission 2030
	Type of action	AU Missions Valencia 2030 Programme
	Description of action	The Valencia 2030 Climate Mission stems from the Missions Valencia 2030 initiative, which in turn has its origins in the analyses and assessments that the European Union has been promoting since 2018 on how the major efforts made in European research and innovation up to 2020 have worked, with a view



		<p>to learning from them and formulating new public policies in this area for 2030.</p> <p>Specifically, the Valencia Climate Mission 2030 reflects Valencia's commitment to the European missions "Mission 100 Climate-Neutral and Smart Cities" and "Mission Adaptation".</p> <p>Within this framework, the city prepared the Valencia Climate Agreement in 2023 and, following review and approval by the European Commission, obtained the "Mission Label".</p> <p>The Valencia ACC is structured around the following documents:</p> <ul style="list-style-type: none"><li>• Commitments and vision of the city, which sets out the objective of reducing greenhouse gas emissions from scopes 1 and 2 by 84%.</li><li>• Climate Action Plan: containing the city's emissions inventory, the levers for transformation by 2030 and the project files that will enable progress in this transformation.</li><li>• Climate Investment Plan: which estimates the costs, benefits and impacts of the action plan and the commitments described, as well as different financing tools that can enable Valencia to accelerate implementation.</li><li>• Governance model: describing how the city is organised into different working teams, what alliances it establishes with other entities, and how it seeks to garner the commitment and collaboration of other actors.</li></ul> <p>Demonstration project: URBACT Cities for Sustainability Governance.</p> <p>A project funded by INTERREG EUROPE that seeks to improve the governance of cities in terms of sustainability, improving how cities collaborate between different departments, train their employees, collaborate with other entities in the city, and involve citizens.</p> <p>Demonstration project: Interreg EUREKA. Project funded by INTERREG EUROPE whose objective is to improve strategic planning in the areas of sustainability and climate improvement, in aspects such as: collaboration between sectors, evaluation and monitoring, financing and investment, and citizen participation.</p> <p>Demonstration project: URBANEW. Project that brings together the seven member cities of the EC Cities Mission to work on different local pilot projects related to the deployment of</p>
--	--	---



		<p>renewable energies and energy rehabilitation in the residential sector. In Valencia, it focused on characterising energy renovation solutions in typical buildings in the city, mobilising the relevant stakeholders in the city and producing renovation guidelines for professionals and citizens.</p> <p>Demonstration project: URBANEW EMC3. Continuation of the URBANEW project, formed mainly by the consortium of the seven Spanish Mission cities. On this occasion, following the same lines, the city pilots are now acquiring a city-wide scale. In Valencia, work is being done to develop the Energy Offices management model as a one-stop shop for energy rights, renewable energy deployment and energy rehabilitation, with the aim of studying how to improve their current functioning and/or implementing new offices in other neighbourhoods of the municipality.</p>
Reference to the impact pathway	Sub-sector	<ul style="list-style-type: none"> <li>All, cross-cutting.</li> </ul>
	Systemic lever	<ul style="list-style-type: none"> <li>Technology and Infrastructure</li> <li>Financing and Investment</li> <li>Social Innovation</li> <li>Democracy and Participation</li> <li>Governance and Policy</li> <li>Learning and Skills</li> </ul>
	Short- and Medium-Term Changes	<ul style="list-style-type: none"> <li>Improvement in the internal governance of the City Council to work on sustainability and climate improvement.</li> <li>Improvement in collaboration with other entities and citizens, aligning interests, lines of action and projects.</li> <li>Improvement in municipal capabilities, learning, and the search for good practices that can support the implementation of innovative projects.</li> <li>Greater visibility and recognition of Valencia's progress and successes at European level.</li> <li>Possibility of attracting public and private investment in Valencia's projects included in its Climate Agreement.</li> </ul>
Implementation	Organisations/individuals responsible for implementation	<p>Valencia City Council</p> <ul style="list-style-type: none"> <li>Mayor's Office.</li> <li>Waste, Climate Improvement and Water Management Department</li> </ul> <p>Innovation ecosystem (agents of the 5 propellers)</p>



	Scale of action and target entities	<ul style="list-style-type: none"> <li>• City scale</li> <li>• Entire ecosystem</li> </ul>
	Actors involved	<ul style="list-style-type: none"> <li>• Valencia City Council</li> <li>• Valencia Climate and Energy</li> <li>• Sustainable Valencia Roundtable</li> </ul>
	Comments on implementation	<ul style="list-style-type: none"> <li>• 2019-2030</li> </ul>
Impacts and costs	Renewable energy generated (if applicable)	Not applicable
	Energy eliminated/replaced, volume or type of fuel	Not applicable
	Estimated GHG emissions reduction (total)	<ul style="list-style-type: none"> <li>• This Emissions Impact Domain is not included in the economic model. An estimate of the compensation potential of the action presented here will be studied in future iterations.</li> </ul>
	Total costs and costs per unit of CO2e	Not applicable

B-2.2: Individual action plans		
Action plan	Name of action	TRANSVERSAL-2 Carbon-neutral districts
	Type of action	Cross-cutting action with an impact on all sectors and Emission Impact Domains of the Valencia 2030 Climate Mission
	Description of the action	<p>A Carbon Neutral District (CND) can be a neighbourhood, a town or a specific area of the city that achieves a high degree of energy self-sufficiency, decarbonisation of all its activity and CO2 emissions absorption, so that its clean greenhouse gas emissions are zero.</p> <p>To achieve this, it is necessary to bring together a multitude of transformative initiatives and implement them in a coordinated and ambitious manner in the same area of the city. The aim is to enhance the synergies between them and achieve a multiplier effect of transformation in the different</p>



		<p>sectors and areas of daily life of the people who live there.</p> <p>In this way, we aim to transform the neighbourhoods concerned in a way that goes far beyond energy and greenhouse gas emissions, incorporating, for example, measures, spaces and shared resources designed to promote sufficiency and community cooperation. The transformations necessary to achieve neutrality involve a radical change in the district that affects all sectors and areas of city life.</p> <p>At the economic and social level, the sub-programme proposes using the districts to consolidate an urban energy hub by 2030 capable of generating green jobs and entrepreneurship and leading the green economy towards becoming the city's main economic sector by 2040.</p> <p>On the other hand, the work focused on districts allows them to be used as a sandbox to test, replicate and scale systemic innovations in the rest of the city. In this way, they serve as a magnet for private, academic and civil society initiatives, because they add to the efforts of the public administration and maximise impact. The modularity and flexibility of the model allows it to be replicated in other areas of the city, moving towards a carbon-neutral city by 2040, district by district.</p> <p>Demonstration project: Plan.0. Project for the selection of the first districts to be targeted and for the implementation of an action plan for their conversion into Carbon Neutral Districts within the framework of the Valencia 2030 Climate Mission.</p> <p>Demonstration project: descarbonitzantvlc, developed by the Chair of Urban Energy Transition at the Polytechnic University of Valencia, which offers an analysis of different ways of decarbonising Valencia's districts, so that the impact that different measures or strategies may have on the decarbonisation of the different districts can be estimated.</p>
Reference to the impact pathway	Sub-sector	All, in addition to all the Emissions Impact Domains of the Valencia 2030 Climate Mission
	Systemic lever	<ul style="list-style-type: none"> <li>● Technology and Infrastructure</li> <li>● Financing and Investment</li> <li>● Social Innovation</li> <li>● Democracy and Participation</li> <li>● Governance and Policy</li> <li>● Learning and Skills</li> </ul>



	Short- and Medium-Term Changes	<ul style="list-style-type: none"> <li>Three pilot neighbourhoods transformed to achieve carbon neutrality through radical change affecting all sectors and areas of life.</li> </ul>
Implementation	Organisations/individuals responsible for implementation	Valencia City Council <ul style="list-style-type: none"> <li>Waste, Climate Improvement and Water Management Department</li> <li>Valencia Climate and Energy Foundation</li> </ul> Project managers Plan.0
	Scale of action and target entities	<ul style="list-style-type: none"> <li>City scale</li> <li>City residents</li> </ul>
	Stakeholders	<ul style="list-style-type: none"> <li>Valencia City Council</li> <li>City residents</li> <li>Federation of Neighbourhood Associations</li> <li>Installation companies</li> <li>IDAE</li> <li>IVACE</li> <li>Valencian Building Institute</li> <li>Association of Property Administrators of Valencia</li> <li>Professional associations</li> </ul>
	Comments on implementation	<ul style="list-style-type: none"> <li>2022-2030</li> </ul>
Impacts and costs	Renewable energy generated (if applicable)	N/A
	Energy eliminated/replaced, volume or type of fuel	N/A
	Estimated GHG emissions reduction (total)	<ul style="list-style-type: none"> <li>Cross-cutting contribution to emissions reduction across all subsectors.</li> </ul>
	Total costs and costs per unit of CO2e	<ul style="list-style-type: none"> <li>Total cost: N/A</li> </ul>


B-2.2: Individual action plans		
Action plan	Name of action	TRANSVERSAL-3 Autonomous Municipal Sustainability Agency



	Type of action	New
	Description of action	<p>The aim is to strengthen the two existing municipal foundations for sustainability and climate improvement issues by merging them into an Autonomous Municipal Agency that will take on their responsibilities, projects and services and promote them thanks to its closer relationship with the City Council.</p> <p>The OAM's functions will include the development of projects and initiatives for climate improvement, energy transition and sustainable food, with a strong focus on environmental education, working closely with citizens and collaborating with other entities in the city.</p> <p>The OAM will take on the lines of work and projects of the València Clima i Energia (VCE) and the World Centre for Sustainable Urban Food Systems (CEMAS) foundations, and will promote them thanks to the synergies between them, as well as the powers and institutional support of an Autonomous Municipal Body.</p> <p>Building on the work of the two foundations, the OAM will work jointly on climate change mitigation and adaptation projects, with a strong focus on sufficiency and efficiency as modes of sustainable development, as well as ensuring a just transition that reflects the real needs of citizens and improves their quality of life.</p>
Reference to the impact pathway	Sub-sector	<ul style="list-style-type: none"> <li>• Building renovations</li> <li>• Efficient lighting and appliances</li> <li>• Low-emission heat generation (decarbonisation of heating)</li> <li>• Low-emission electricity generation</li> <li>• Renaturalisation, biodiversity and resilience</li> </ul>
	Systemic leverage	<ul style="list-style-type: none"> <li>• Technology and infrastructure</li> <li>• Financing and investment</li> <li>• Social Innovation</li> <li>• Democracy and Participation</li> <li>• Governance and Policy</li> <li>• Learning and Skills</li> </ul>
	Short- and Medium-Term Changes	<ul style="list-style-type: none"> <li>• Autonomous municipal body operational before 2030.</li> </ul>



Implementation	Bodies/persons responsible for implementation	Valencia City Council <ul style="list-style-type: none"> <li>• Mayor's Office</li> <li>• Waste, Climate Improvement and Water Management Department</li> <li>• Valencia Climate and Energy Foundation</li> <li>• CEMAS</li> </ul>
	Scale of action and target entities	<ul style="list-style-type: none"> <li>• City scale</li> <li>• General public</li> </ul>
	Actors involved	<ul style="list-style-type: none"> <li>• Valencia City Council</li> </ul>
	Comments on implementation	2025-2030
Impacts and costs	Renewable energy generated (if applicable)	N/A
	Energy eliminated/replaced, volume or type of fuel	N/A
	Estimated GHG emissions reduction (total)	N/A
	Total costs and costs per unit of CO2e	Total cost: N/A



*València*